



# SUMMARY OF 2017-2018 ILLINOIS DEER SEASONS

Tom Micetich and Paul Shelton  
Forest Wildlife Program, Illinois Department of Natural Resources



## General Information

### Season Dates:

Archery Season: Oct. 1, 2017 - Jan. 14, 2018; closed during firearm deer season in counties open to firearm deer hunting

Youth Season: Oct. 7-9, 2017 (hunting also allowed during 1<sup>st</sup> firearm season, Nov. 17-19, 2017)

Firearm Season: Nov. 17-19, 2017 and Nov. 30 - Dec. 3, 2017

Muzzleloader Season: Dec. 8-10, 2017 (hunting also allowed during 2<sup>nd</sup> firearm season, Nov. 30 - Dec. 3, 2017)

Late-Winter Antlerless Season/CWD Season: Dec. 28-31, 2017 and Jan. 12-14, 2018

**Total Days of Deer Hunting:** 106

**Bag Limit:** One deer per legal permit, with no set limit for total number of deer allowed. No more than 2 antlered deer during the year, except additional antlered deer may be taken during the special CWD season only.

**Significant Changes:** One county previously open to Late Winter Season hunting was closed to that season. Crossbows were legalized as archery equipment, making them legal for use during all seasons in which archery equipment may be used.

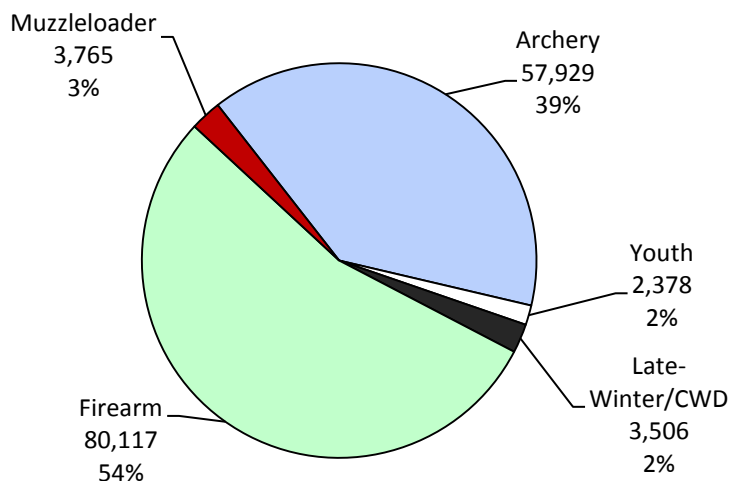
**Harvest Reporting:** Successful deer hunters were required to register their harvest by 10 p.m. on the same calendar day as the deer was taken by using an automated harvest reporting system (telephone or internet). The only exception to automated harvest reporting occurred in select northern Illinois counties during the firearm deer season, where mandatory check stations were staffed by IDNR biologists to collect tissue samples for CWD surveillance.

**Total Harvest (all seasons):** 147,695

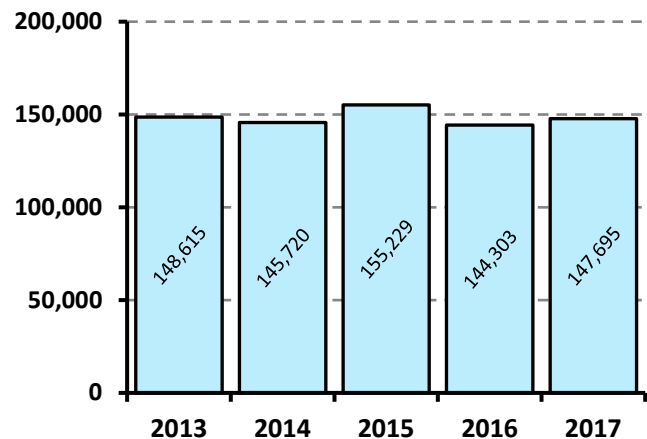
**Record Harvest:** 201,209 (2005)

**Harvest Sex Ratio (all seasons):** 56.0% male: 44.0% female; (46.2% antlered: 53.8% antlerless)

2017-2018 Illinois deer harvest by season



Recent deer harvest trends (all seasons)



## Permitting

IDNR's Permit Office issued 551,673 deer permits for all seasons, including both lottery-issued permits and over-the-counter permits. This represents a decrease (-2.3%) from the 564,880 permits issued for 2016. Decreases occurred in all seasons except the Archery season (+1.7%).

<b>Number and types of permits issued for the 2017-2018 deer seasons</b>				
<b>Archery</b>	<b>Number of Resident Permits</b>	<b>Number of Nonresident Permits</b>	<b>Total Permits</b>	<b>Percent Nonresident</b>
Landowner POH Permit, Either-Sex <sup>1</sup>	31,309	1,027	32,336	3.18%
Landowner POH Permit, Antlerless-only <sup>1</sup>	31,309	1,027	32,336	3.18%
Single Either-Sex Permit	396	0	396	0.00%
Single Antlerless-Only Permit	4,159	2,889	7,048	40.99%
Combination OTC Permit (1 ES + 1 AO)	120,242	16,584	136,826	12.12%
<b>TOTAL</b>	<b>187,415</b>	<b>21,527</b>	<b>208,942</b>	<b>10.30%</b>
<b>Firearm</b>				
Landowner POH Permit, Either-Sex <sup>1</sup>	36,702	1,286	37,988	3.39%
Landowner POH Permit, Antlerless-only <sup>1</sup>	36,702	1,286	37,988	3.39%
Landowner Countywide Hunting Permit	0	0	0	0.00%
Full-season Either-Sex Permit	139,453	8,596	148,049	5.81%
Full-season Antlerless-only Permit	68,049	6,284	74,333	8.45%
First-season Either-Sex Permit	725	2	727	0.28%
First-season Antlerless-only Permit	310	0	310	0.00%
Second-season Either-Sex Permit	955	2	957	0.21%
Second-season Antlerless-only Permit	48	0	48	0.00%
<b>TOTAL</b>	<b>282,944</b>	<b>17,456</b>	<b>300,400</b>	<b>5.81%</b>
<b>Muzzleloader</b>				
Either-Sex Permit	20,890	1,255	22,145	5.67%
Antlerless-only Permit	6,079	706	6,785	10.41%
<b>TOTAL</b>	<b>26,969</b>	<b>1,961</b>	<b>28,930</b>	<b>6.78%</b>
<b>Other Seasons</b>				
Late Winter Antlerless-only Permit	1,257	0	1,257	0.00%
CWD Antlerless-only Permit <sup>2</sup>	839	0	839	0.00%
Youth Either-Sex Permit <sup>2</sup>	11,305	0	11,305	0.00%
<b>Total: All Seasons/Permit Types</b>	<b>510,729</b>	<b>40,944</b>	<b>551,673</b>	<b>7.42%</b>

<sup>1</sup> POH = "property only hunting"; a landowner permit that is valid only on the property owned/leased by that landowner

<sup>2</sup> Permits for these seasons are issued without respect to residency status (i.e., the same permit is issued to both residents & nonresidents)

## 2017 Archery Deer Season Results

**Length:** 106 days (99 days in counties open to firearm deer hunting)

**Number of Counties Open:** 102

**Special Regulations:** Resident combination permits (one either-sex and one antlerless-only tag) were available over-the-counter (OTC) in unlimited quantities. Nonresident combination permits were limited to a quota of 25,000 and issued via lottery with any remaining permits available OTC. Single resident either-sex permits (limit 1 per hunter) were available by application to the Permit Office prior to September 1. Single antlerless-only permits were available to both resident and nonresident hunters OTC without limit, with a 2-tiered fee structure for non-residents dependent upon whether an either-sex archery permit was held. This was the first year in which crossbows were legal for all hunters for the entire archery season.

**Harvest:** 57,929

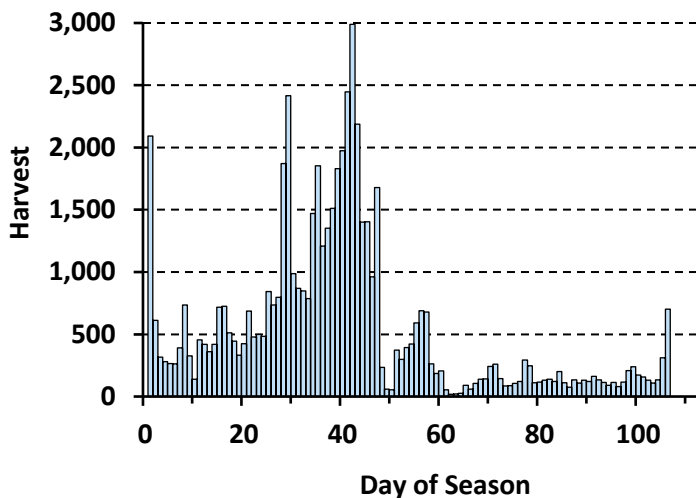
**Season Record:** 66,093 (2005)

**Harvest Sex Ratio:** 54.3% male: 45.7% female (46.4% antlered: 53.6% antlerless)

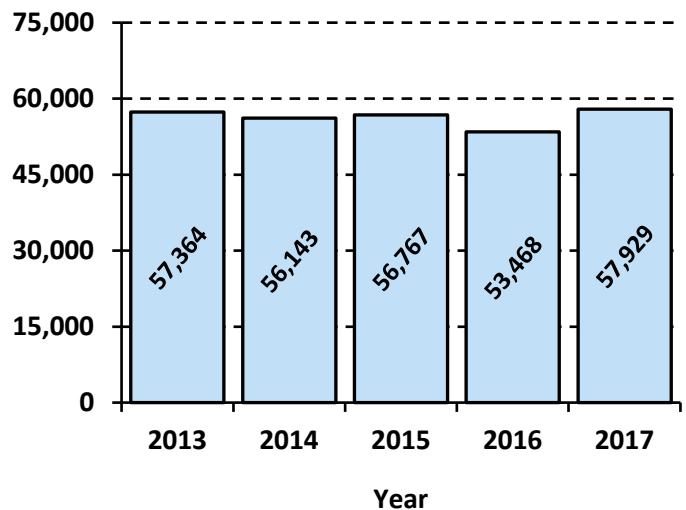
**Top 5 Counties:** Pike (2,065), Fulton (1,623), Jefferson (1,372), Adams (1,268), Williamson (1,167)

**Harvest by Type of Bow:** 68.7% compound, 30.2% crossbow, 1.1% traditional bows. A significant increase in crossbow harvest resulted from legislation that removed restrictions on crossbow use, treating the crossbow just like any other type of bow during hunting seasons (see included chart).

**Daily harvest during the 2017 archery deer season**



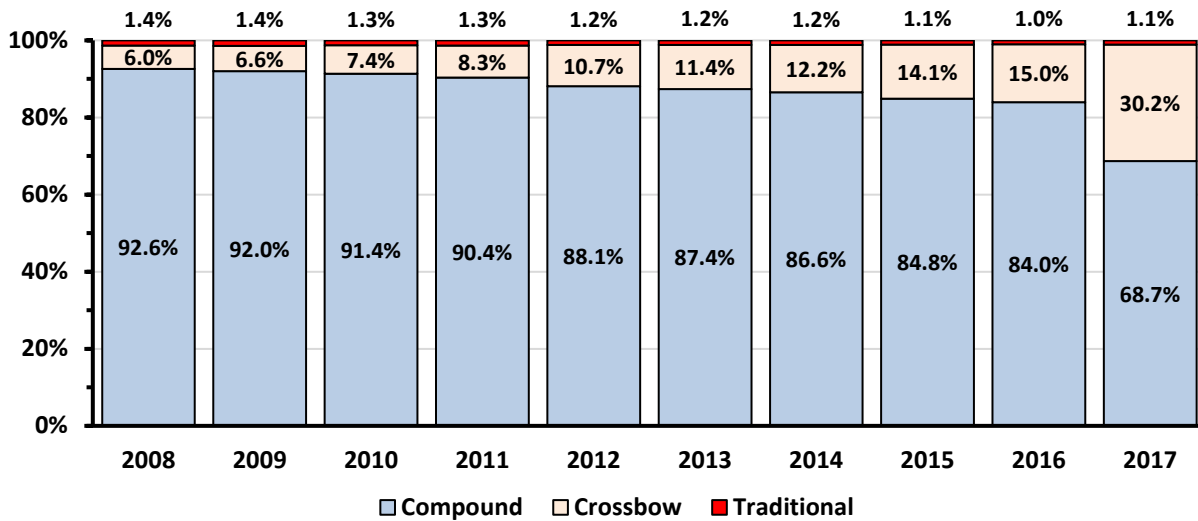
**Archery deer season harvest trends**



**Trends in the number of archery deer season permits issued statewide**

Permit Type	2013	2014	2015	2016	2017
Landowner Property-Only Hunting Permit, Either-Sex	33,603	33,337	32,660	32,610	32,336
Landowner Property-Only Hunting Permit, Antlerless-Only	33,603	33,337	32,660	32,610	32,336
Single Either-Sex Permit	340	530	447	318	396
Single Antlerless-Only Permit	11,190	10,652	6,067	6,909	7,048
Combination Over-the-Counter Permit (double permit)	137,457	134,059	136,721	132,981	136,826
<b>TOTAL</b>	<b>216,193</b>	<b>211,915</b>	<b>208,555</b>	<b>205,428</b>	<b>208,942</b>

## Archery Deer Harvest by Bow Type, 2008-2017



## 2017 Youth Deer Season Results

**Length:** 3 days

**Number of Counties Open:** 99 (closed in Cook, DuPage, and Lake)

**Special Regulations:** Participation limited to youths under the age of 18 (changed from 16 in 2016), and hunters must be accompanied by a responsible supervising adult. One county-specific either-sex permit (available OTC) or one special hunt area permit (issued via lottery) allowed per hunter. Unfilled youth permits were also valid during 1<sup>st</sup> segment of firearm deer season.

**Harvest:** 2,378

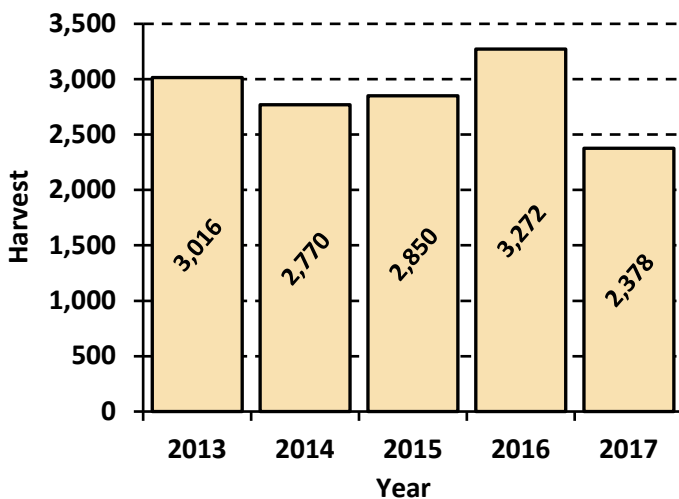
**Season Record:** 3,272 (2016)

**Harvest Sex Ratio:** 51.5% male: 48.5% female (40.9% antlered: 59.1% antlerless)

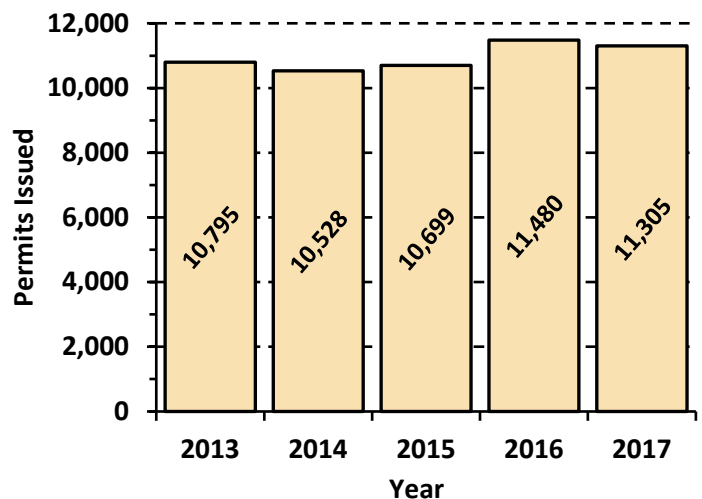
**Hunter Success Rate:** 21.0% (does not include deer taken during regular firearm season)

**Top 5 Counties:** Pike (115), Adams (90), Randolph (89), Jefferson (76), Jackson (67)

Youth deer season harvest trends



Youth deer season trends in permits issued



## 2017 Firearm Deer Season Results

**Length:** 7 days (split; one 3-day [Fri-Sun] + one 4-day [Thu-Sun] segment)

**Number of Counties Open:** 99 (closed in Cook, DuPage, Lake)

**Special Regulations:** County-specific (or special hunt area-specific) permits issued via lotteries; unallocated permits subsequently available OTC through end of season. Mandatory check stations in effect for 14 northern Illinois counties (*JoDaviess, Stephenson, Winnebago, Boone, McHenry, Ogle, DeKalb, Kane, Kendall, Kankakee, LaSalle, Livingston, Grundy, and Will*) for chronic wasting disease (CWD) surveillance; other counties used automated harvest reporting. Archery equipment remained legal for use during firearm deer season with a valid firearm permit on private land only.

**Weather Conditions:** Opening day began with fairly seasonal temperatures, but a front brought heavy snow and colder temperatures to northwestern Illinois in the afternoon and evening, continuing through Saturday. Precipitation and windy conditions occurred statewide on Saturday, but snow was limited to select northern counties. Weather conditions were favorable throughout 2<sup>nd</sup> season.

**Corn Harvest:** Virtually complete (95%), except for northern Illinois.

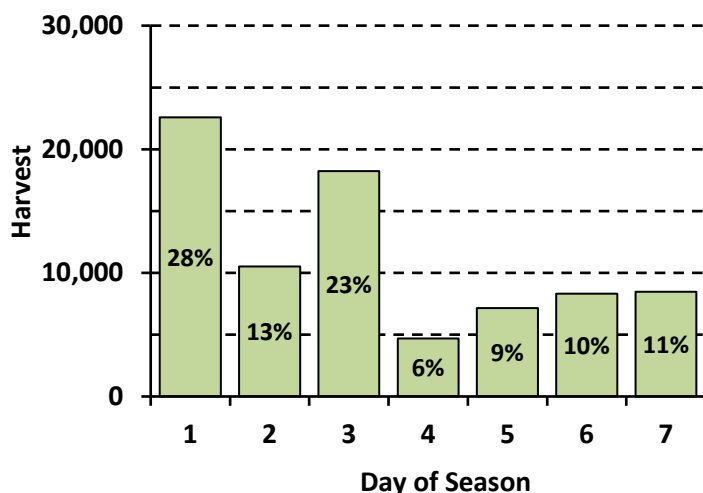
**Deer Harvest:** 80,117

**Season Record:** 123,792 (2005)

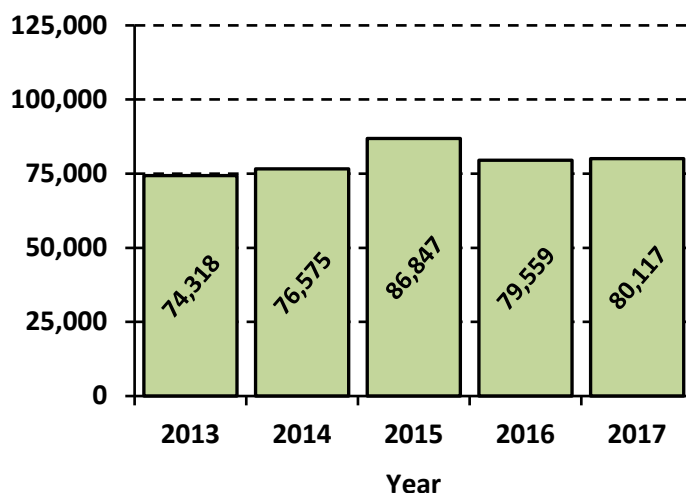
**Harvest Sex Ratio:** 59.2% male: 40.8% female (48.5% antlered: 51.5% antlerless)

**Top 5 Counties:** Randolph (2,404), Jackson (2,302), Adams (2,181), Jefferson (2081), Fulton (2,000)

**Daily harvest during the 2017 firearm deer season**



**Firearm deer season harvest trends**



**Trends in the number of firearm deer season permits issued statewide**

Permit Type	2013	2014	2015	2016	2017
Landowner Property-Only Hunting Permit, Either-Sex	41,288	40,466	39,183	38,677	37,988
Landowner Property-Only Hunting Permit, Antlerless-Only	40,948	40,102	38,823	38,327	37,988
Full-season Either-Sex Permit	162,953	157,915	155,263	155,915	148,049
Full-season Antlerless-Only Permit	103,145	92,483	87,746	80,024	74,333
First-season Either-Sex Permit	739	698	718	719	727
First-season Antlerless-Only Permit	423	397	371	347	310
Second-season Either-Sex Permit	1,100	1,025	995	958	957
Second-season Antlerless-Only Permit	139	88	56	63	48
<b>TOTAL</b>	<b>350,735</b>	<b>333,174</b>	<b>323,155</b>	<b>315,030</b>	<b>300,400</b>

## 2017 Muzzleloader Deer Season Results

**Length:** 3 days

**Number of Counties Open:** 99 (closed in Cook, DuPage, Lake)

**Special Regulations:** County-specific (or special hunt area-specific) permits issued via lotteries; unallocated permits subsequently available OTC through end of season. Hunters with muzzleloader permits were also allowed to hunt with a muzzleloader during the 2<sup>nd</sup> Firearm Deer Season (4 days). Recipients of landowner permits (for their own property only) valid during the Firearm Deer Season could use those unfilled permits during the Muzzleloader Deer Season so long as they used a muzzleloading rifle.

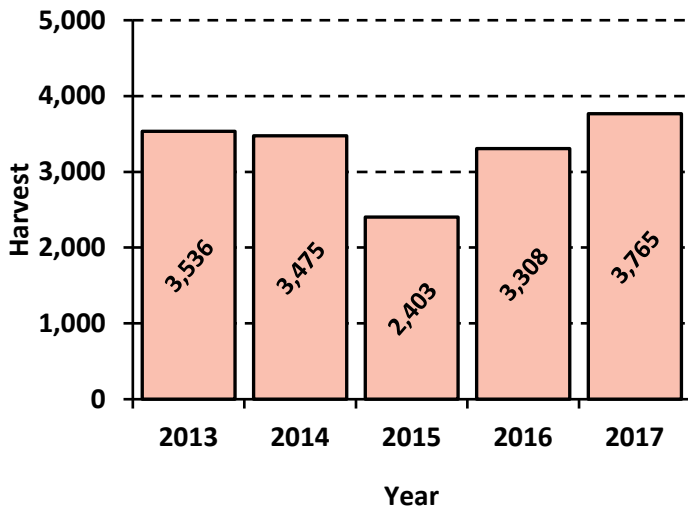
**Harvest:** 3,765

**Season Record:** 5,973 (2006)

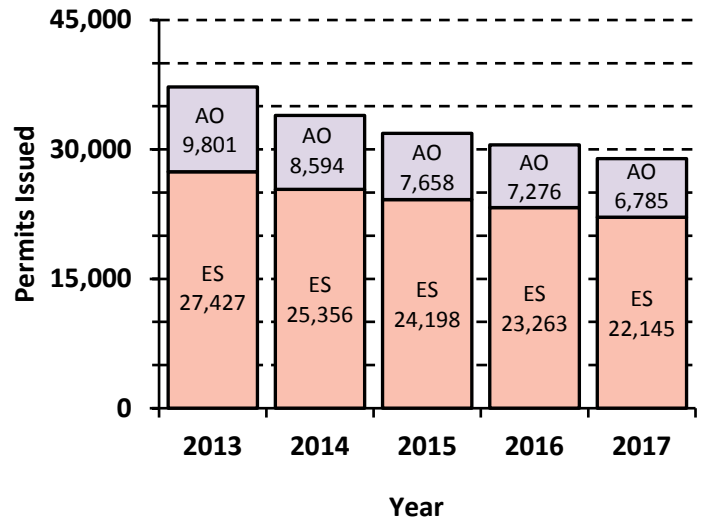
**Harvest Sex Ratio:** 44.9% male: 55.1% female (33.9% antlered: 66.1% antlerless)

**Top 5 Counties:** Pike (192), Adams (122), Jefferson (113), Fulton (103), Randolph (103)

**Muzzleloader deer season harvest trends**



**Muzzleloader deer season trends in permits issued**



## 2017-2018 Late-Winter Deer Season Results

**Length:** 7 days

**Number of Counties Open:** 22 (2 fewer than during 2016-17 season)

**Special Regulations:** Legal weapons were shotguns, muzzleloaders, or handguns. County-specific resident antlerless-only permits available OTC from license vendors (unlimited availability). Hunters with unfilled permits for the Firearm, Muzzleloader, or Youth deer seasons were allowed to hunt the Late Winter Deer Season to harvest antlerless deer, so long as the permit was issued for an open county. Persons with an unfilled Muzzleloader Season permit must use a muzzleloading rifle.

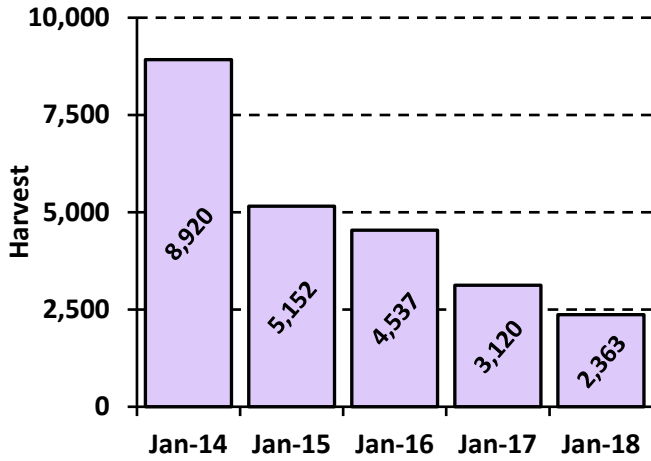
**Harvest:** 2,363

**Season Record:** 17,434 (Jan. 2010)

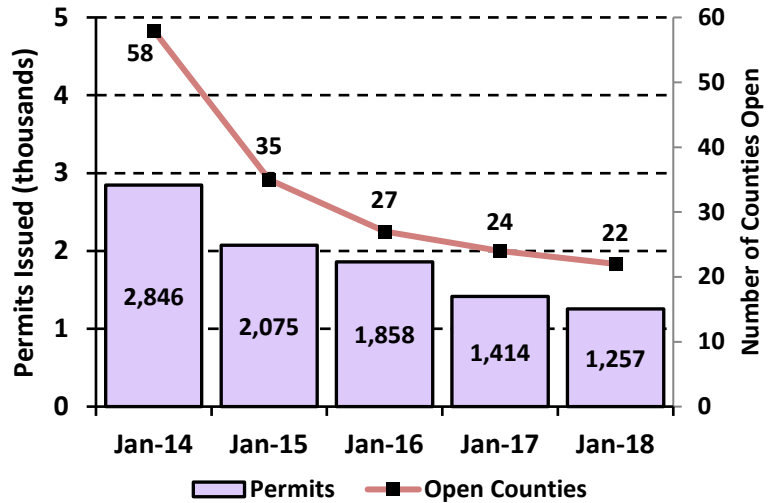
**Harvest Sex Ratio:** 18.2% male: 81.8% female

**Top 5 Counties:** Perry (290), Fulton (269), Schuyler (205), Brown (203), White (139)

Late-Winter deer season harvest trends



Late-Winter trends in permits issued/counties open



**2017-2018 Special CWD Deer Season Results**

**Length:** 7 days (concurrent with Late-Winter Season)

**Number of Counties Open:** 15 (JoDaviess, Stephenson, Winnebago, Boone, McHenry, Carroll, Ogle, DeKalb, Kane, Kankakee, Kendall, LaSalle, Livingston, Grundy, and Will)

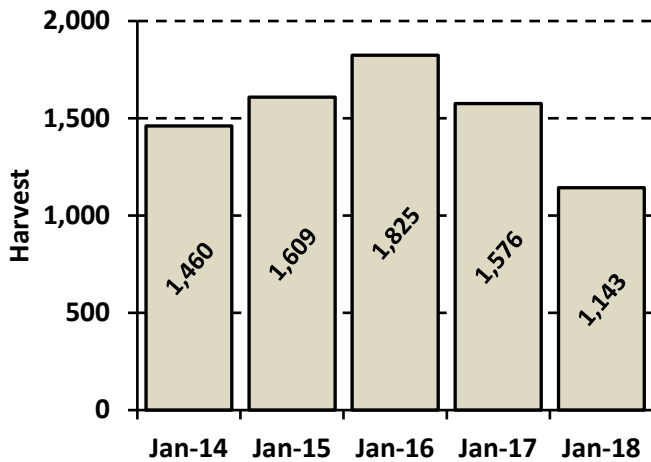
**Special Regulations:** Legal weapons were shotguns, muzzleloaders, or handguns. County-specific antlerless-only permits available OTC without limit to residents and nonresidents. Unfilled firearm, muzzleloader, and youth permits valid for open counties may be used during this season as long as the hunter uses only the weapon(s) allowed by that permit, and only harvests the sex of deer allowed by that permit. The limit of 2 antlered deer was waived during this season.

**Harvest:** 1,143

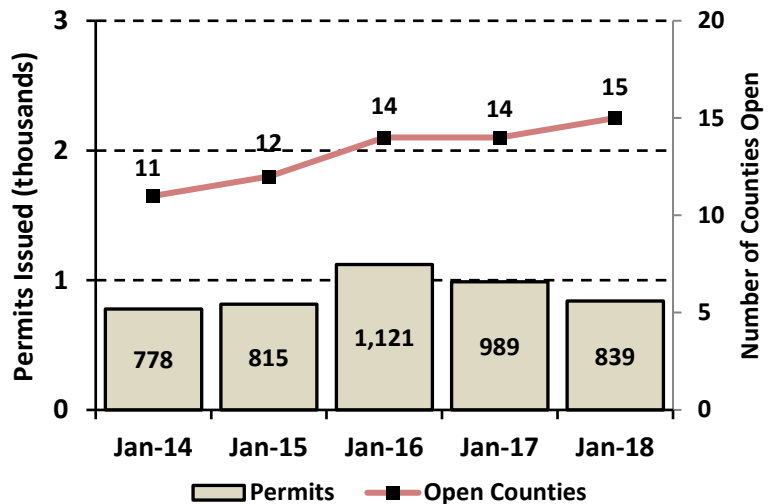
**Previous Record:** 1,825 (Jan. 2015)

**Harvest Sex Ratio:** 41.5% male: 58.5% female (24.8% antlered: 75.2% antlerless)

Special CWD Season harvest trends



CWD Season trends in permits issued/counties open



## Harvest Age/Sex Summary (All Seasons)

At mandatory check stations, age and sex of harvested deer were recorded by IDNR wildlife biologists. For all other deer reported via the automated harvest reporting system, deer were placed into age classes based on morphological data reported by the hunter. Age classes were female adult ( $\geq 1.5$  years), female fawn, male adult ( $\geq 2.5$  years), male yearling (1.5 years), and male fawn.

Sex/Age Class	Archery	Youth	Firearm	Muzzleloader	Late-Winter	CWD	All Seasons
Female adult	39.2%	39.8%	33.9%	48.2%	68.3%	48.8%	37.1%
Female fawn	6.5%	8.7%	6.9%	6.9%	13.5%	9.7%	6.9%
Male adult	28.7%	15.4%	28.8%	22.2%	0.6%	15.8%	27.8%
Male yearling	17.8%	25.5%	19.8%	11.7%	1.0%	10.8%	18.5%
Male fawn	7.9%	10.6%	10.7%	11.0%	16.6%	14.9%	9.7%
<b>Total Harvest</b>	<b>57,929</b>	<b>2,378</b>	<b>80,117</b>	<b>3,765</b>	<b>2,363</b>	<b>1,143</b>	<b>147,695</b>

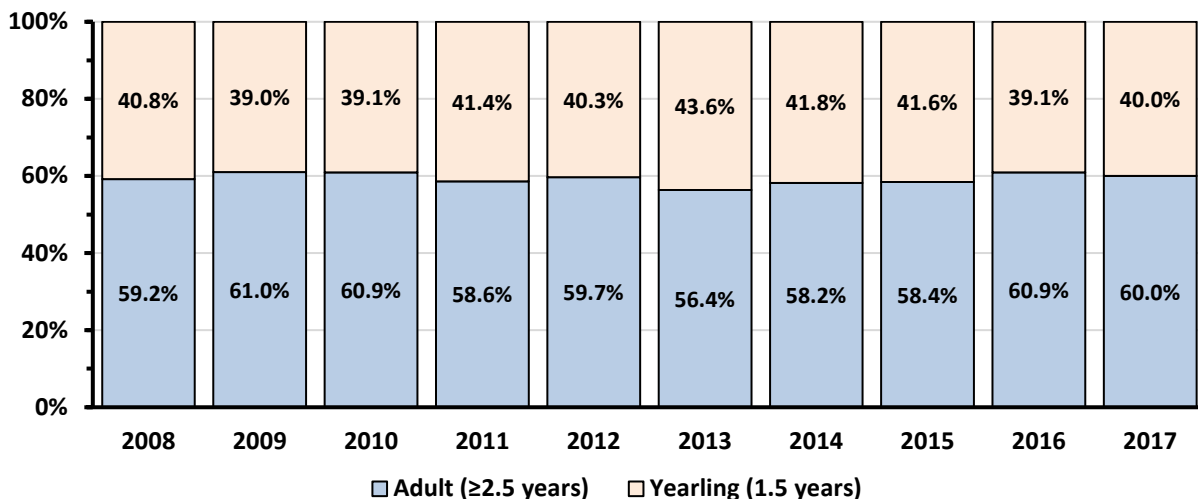
<sup>1</sup> Only harvested deer for which there was complete age/sex information were used in calculating percentages.

	Archery Season	All Gun Seasons	All Harvest
Male yearling (1.5 years)	38.3%	41.1%	40.0%
Male adult ( $\geq 2.5$ years)	61.7%	58.9%	60.0%

<sup>1</sup> Only harvested deer for which there was complete age/sex information were used in calculating percentages.

	Number of Points							
	Spike	3-4	5-6	7-8	9-10	11-12	13-14	>14
Archery Season	4.5%	7.4%	10.8%	35.8%	28.5%	9.2%	2.6%	1.1%
All Gun Seasons	6.7%	10.6%	14.8%	37.2%	22.9%	5.9%	1.4%	0.5%
All Seasons	5.8%	9.3%	13.2%	36.6%	25.1%	7.2%	1.9%	0.8%

## Trend in antlered buck age structure (all seasons), 2008-2017





**2017 ILLINOIS COUNTY DEER HARVEST BY SEX FOR EACH SEASON (state sites included in county totals)**

County	Youth			Muzzleloader			Late-Winter/CWD			Firearm			Archery			All Seasons		
	M	F	Total	M	F	Total	M	F	Total	M	F	Total	M	F	Total	M	F	Total
Adams	46	44	90	51	71	122	0	0	0	1219	962	2181	736	532	1268	2052	1609	3661
Alexander	4	6	10	17	14	31	0	0	0	333	159	492	96	103	199	450	282	732
Bond	11	9	20	11	4	15	0	0	0	393	270	663	186	159	345	601	442	1043
Boone	2	1	3	0	0	0	14	8	22	91	45	136	85	42	127	192	96	288
Brown	28	12	40	31	47	78	46	157	203	561	457	1018	520	337	857	1186	1010	2196
Bureau	11	9	20	26	28	54	0	0	0	598	408	1006	332	320	652	967	765	1732
Calhoun	17	16	33	30	33	63	0	0	0	479	334	813	402	274	676	928	657	1585
Carroll	8	6	14	12	15	27	31	72	103	392	294	686	325	228	553	768	615	1383
Cass	15	4	19	15	28	43	0	0	0	372	281	653	329	259	588	731	572	1303
Champaign	6	4	10	15	15	30	0	0	0	136	62	198	199	161	360	356	242	598
Christian	10	15	25	16	11	27	0	0	0	338	213	551	244	226	470	608	465	1073
Clark	16	9	25	24	38	62	0	0	0	648	500	1148	465	356	821	1153	903	2056
Clay	14	21	35	24	23	47	18	72	90	684	427	1111	273	240	513	1013	783	1796
Clinton	6	6	12	6	16	22	0	0	0	439	256	695	197	193	390	648	471	1119
Coles	9	4	13	10	10	20	0	0	0	368	226	594	368	273	641	755	513	1268
Cook	0	0	0	0	0	0	0	0	0	0	0	0	84	37	121	84	37	121
Crawford	15	13	28	12	12	24	28	93	121	591	425	1016	440	449	889	1086	992	2078
Cumberland	12	10	22	9	10	19	0	0	0	456	320	776	249	198	447	726	538	1264
DeKalb	1	0	1	3	1	4	14	11	25	69	37	106	91	56	147	178	105	283
DeWitt	6	6	12	11	14	25	0	0	0	192	145	337	202	281	483	411	446	857
Douglas	3	3	6	3	5	8	0	0	0	88	44	132	105	80	185	199	132	331
DuPage	0	0	0	0	0	0	0	0	0	0	0	0	25	12	37	25	12	37
Edgar	13	10	23	14	9	23	10	38	48	331	230	561	241	170	411	609	457	1066
Edwards	7	3	10	12	12	24	0	0	0	257	158	415	121	102	223	397	275	672
Effingham	22	9	31	14	9	23	0	0	0	550	322	872	222	202	424	808	542	1350
Fayette	17	17	34	21	26	47	0	0	0	930	615	1545	397	354	751	1365	1012	2377
Ford	2	0	2	3	1	4	0	0	0	71	41	112	34	19	53	110	61	171
Franklin	19	17	36	23	43	66	0	0	0	754	619	1373	468	534	1002	1264	1213	2477
Fulton	26	31	57	60	43	103	61	208	269	1153	847	2000	934	689	1623	2234	1818	4052
Gallatin	8	9	17	5	13	18	0	0	0	270	178	448	146	133	279	429	333	762
Greene	14	21	35	17	23	40	0	0	0	559	500	1059	405	409	814	995	953	1948
Grundy	0	3	3	12	8	20	25	41	66	160	125	285	176	132	308	373	309	682
Hamilton	11	20	31	17	22	39	22	112	134	703	472	1175	334	331	665	1087	957	2044
Hancock	25	16	41	38	48	86	0	0	0	1006	812	1818	475	300	775	1544	1176	2720
Hardin	13	6	19	22	41	63	0	0	0	542	421	963	187	253	440	764	721	1485
Henderson	5	5	10	17	14	31	13	45	58	286	208	494	170	88	258	491	360	851

**2017 ILLINOIS COUNTY DEER HARVEST BY SEX FOR EACH SEASON (state sites included in county totals)**

County	Youth			Muzzleloader			Late-Winter/CWD			Firearm			Archery			All Seasons		
	M	F	Total	M	F	Total	M	F	Total	M	F	Total	M	F	Total	M	F	Total
Henry	4	8	12	12	8	20	0	0	0	336	200	536	254	216	470	606	432	1038
Iroquois	8	8	16	16	25	41	0	0	0	300	219	519	188	165	353	512	417	929
Jackson	34	33	67	40	50	90	0	0	0	1397	905	2302	555	570	1125	2026	1558	3584
Jasper	15	14	29	30	22	52	0	0	0	609	378	987	312	263	575	966	677	1643
Jefferson	39	37	76	43	70	113	0	0	0	1212	869	2081	636	736	1372	1930	1712	3642
Jersey	10	13	23	7	13	20	0	0	0	356	285	641	265	219	484	638	530	1168
JoDaviess	32	18	50	32	42	74	124	194	318	1106	756	1862	610	412	1022	1904	1422	3326
Johnson	17	16	33	20	36	56	0	0	0	999	590	1589	336	341	677	1372	983	2355
Kane	0	0	0	3	3	6	4	8	12	18	10	28	179	117	296	204	138	342
Kankakee	1	5	6	13	7	20	14	20	34	115	70	185	146	115	261	289	217	506
Kendall	0	2	2	1	4	5	9	13	22	54	25	79	95	79	174	159	123	282
Knox	10	12	22	22	28	50	22	112	134	669	476	1145	518	383	901	1241	1011	2252
Lake	0	0	0	0	0	0	0	0	0	0	1	1	227	98	325	227	99	326
LaSalle	15	7	22	10	10	20	49	69	118	402	267	669	367	284	651	843	637	1480
Lawrence	9	6	15	12	24	36	0	0	0	370	243	613	252	231	483	643	504	1147
Lee	9	9	18	8	10	18	8	28	36	304	238	542	203	182	385	532	467	999
Livingston	3	5	8	2	3	5	20	12	32	222	142	364	119	91	210	366	253	619
Logan	12	14	26	12	12	24	0	0	0	205	120	325	152	139	291	381	285	666
Macon	5	6	11	7	15	22	0	0	0	149	91	240	240	218	458	401	330	731
Macoupin	15	27	42	23	38	61	0	0	0	852	634	1486	578	441	1019	1468	1140	2608
Madison	7	11	18	14	10	24	8	25	33	433	303	736	429	373	802	891	722	1613
Marion	27	37	64	22	44	66	23	93	116	988	584	1572	514	466	980	1574	1224	2798
Marshall	5	11	16	11	13	24	0	0	0	310	291	601	181	124	305	507	439	946
Mason	6	9	15	14	13	27	0	0	0	238	141	379	209	164	373	467	327	794
Massac	10	5	15	5	13	18	0	0	0	314	212	526	158	170	328	487	400	887
McDonough	10	14	24	24	15	39	15	60	75	469	362	831	323	213	536	841	664	1505
McHenry	3	2	5	8	5	13	10	20	30	193	99	292	332	170	502	546	296	842
McLean	8	14	22	8	11	19	6	39	45	284	207	491	258	238	496	564	509	1073
Menard	7	6	13	13	12	25	0	0	0	196	171	367	226	161	387	442	350	792
Mercer	11	16	27	27	24	51	13	51	64	491	342	833	288	216	504	830	649	1479
Monroe	17	11	28	11	17	28	6	50	56	590	351	941	223	180	403	847	609	1456
Montgomery	10	14	24	10	14	24	0	0	0	471	318	789	348	284	632	839	630	1469
Morgan	9	9	18	11	15	26	0	0	0	431	283	714	336	230	566	787	537	1324
Moultrie	5	8	13	5	5	10	0	0	0	128	75	203	187	166	353	325	254	579
Ogle	7	6	13	10	10	20	60	72	132	468	339	807	345	245	590	890	672	1562
Peoria	12	16	28	16	26	42	0	0	0	501	365	866	460	425	885	989	832	1821

**2017 ILLINOIS COUNTY DEER HARVEST BY SEX FOR EACH SEASON (state sites included in county totals)**

County	Youth			Muzzleloader			Late-Winter/CWD			Firearm			Archery			All Seasons		
	M	F	Total	M	F	Total	M	F	Total	M	F	Total	M	F	Total	M	F	Total
Perry	21	18	39	28	47	75	33	257	290	784	488	1272	423	405	828	1289	1215	2504
Piatt	4	1	5	4	2	6	0	0	0	65	36	101	90	84	174	163	123	286
Pike	73	42	115	89	103	192	0	0	0	1118	877	1995	1202	863	2065	2482	1885	4367
Pope	12	14	26	31	46	77	0	0	0	999	503	1502	374	461	835	1416	1024	2440
Pulaski	7	4	11	12	15	27	0	0	0	222	118	340	98	132	230	339	269	608
Putnam	3	0	3	10	4	14	9	35	44	211	131	342	108	103	211	341	273	614
Randolph	38	51	89	36	67	103	0	0	0	1390	1014	2404	528	559	1087	1992	1691	3683
Richland	6	7	13	10	9	19	0	0	0	414	318	732	227	213	440	657	547	1204
Rock Island	11	3	14	9	13	22	18	66	84	413	306	719	388	307	695	839	695	1534
Saline	15	16	31	17	40	57	0	0	0	577	400	977	261	279	540	870	735	1605
Sangamon	8	8	16	21	19	40	0	0	0	383	244	627	416	358	774	828	629	1457
Schuyler	31	15	46	41	32	73	30	175	205	725	588	1313	601	408	1009	1428	1218	2646
Scott	9	6	15	15	5	20	0	0	0	191	124	315	132	110	242	347	245	592
Shelby	17	19	36	21	24	45	6	50	56	646	423	1069	401	339	740	1091	855	1946
Stark	2	5	7	9	1	10	0	0	0	105	94	199	66	50	116	182	150	332
St. Clair	9	9	18	9	13	22	0	0	0	455	235	690	333	283	616	806	540	1346
Stephenson	9	8	17	11	12	23	51	69	120	405	303	708	286	188	474	762	580	1342
Tazewell	12	14	26	11	14	25	0	0	0	307	205	512	294	241	535	624	474	1098
Union	19	12	31	26	39	65	0	0	0	949	597	1546	362	434	796	1356	1082	2438
Vermilion	14	8	22	20	13	33	15	48	63	331	210	541	426	362	788	806	641	1447
Wabash	2	5	7	6	3	9	0	0	0	140	65	205	121	87	208	269	160	429
Warren	3	1	4	15	13	28	0	0	0	326	222	548	176	88	264	520	324	844
Washington	8	12	20	19	16	35	0	0	0	647	373	1020	276	235	511	950	636	1586
Wayne	15	18	33	24	41	65	0	0	0	858	688	1546	476	445	921	1373	1192	2565
White	16	9	25	16	25	41	19	120	139	479	266	745	290	249	539	820	669	1489
Whiteside	7	7	14	14	15	29	0	0	0	321	296	617	261	202	463	603	520	1123
Will	4	4	8	12	3	15	26	30	56	152	73	225	409	288	697	603	398	1001
Williamson	18	18	36	14	34	48	0	0	0	1090	685	1775	573	594	1167	1695	1331	3026
Winnebago	4	6	10	5	8	13	23	30	53	207	147	354	291	162	453	530	353	883
Woodford	13	20	33	13	24	37	0	0	0	339	265	604	263	279	542	628	588	1216
<b>Totals</b>	1224	1154	2378	1691	2074	3765	903	2603	3506	47448	32669	80117	31464	26465	57929	82730	64965	147695
Proportion	0.51	0.49		0.45	0.55		0.26	0.74		0.59	0.41		0.54	0.46		0.56	0.44	