



# SUMMARY OF 2020-2021 ILLINOIS DEER SEASONS

Peter E. Schlichting  
Forest Wildlife Program, Illinois Department of Natural Resources



## General Information

### Season Dates:

Archery Season: Oct. 1, 2020 - Jan. 17, 2021; closed during firearm deer season in counties open to firearm deer hunting

Youth Season: Oct. 10 - 12, 2020 (hunting also allowed during 1<sup>st</sup> firearm season, Nov. 20 - 22, 2020)

Firearm Season: Nov. 20 - 22, 2020 and Dec. 3 - 6, 2020

Muzzleloader Season: Dec. 13 - 15, 2020 (hunting also allowed during 2<sup>nd</sup> firearm season, Dec. 3 - 6, 2020)

Late-Winter Antlerless Season/CWD Season: Dec. 31, 2020 – Jan. 3, 2021 and Jan. 15 - 17, 2021

**Total Days of Deer Hunting:** 109

**Bag Limit:** One deer per legal permit, with no set limit for total number of deer allowed. No more than 2 antlered deer during the year, except additional antlered deer may be taken during the special CWD season only.

**Significant Changes:** Check stations for chronic wasting disease (CWD) monitoring were cancelled this year due to the COVID-19 pandemic. Hunters were required to check their harvest using the automated reporting system (telephone or internet). Successful hunters in CWD-positive counties were encouraged to have their deer tested by taking the head to a participating vendor or dropping it off at a collection barrel.

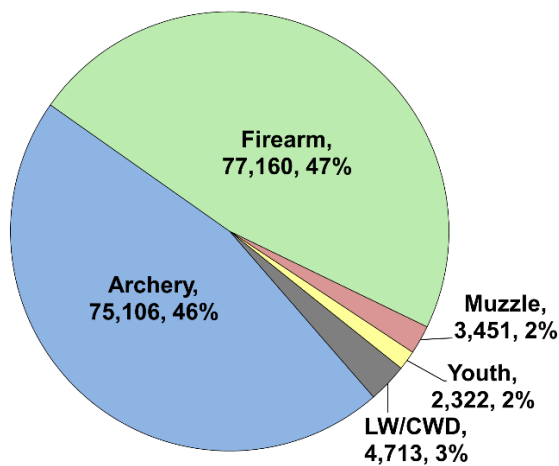
**Harvest Reporting:** Successful deer hunters were required to register their harvest by 10 p.m. on the same calendar day as the deer was taken by using an automated harvest reporting system (telephone or internet).

**Total Harvest (all seasons):** 162,752

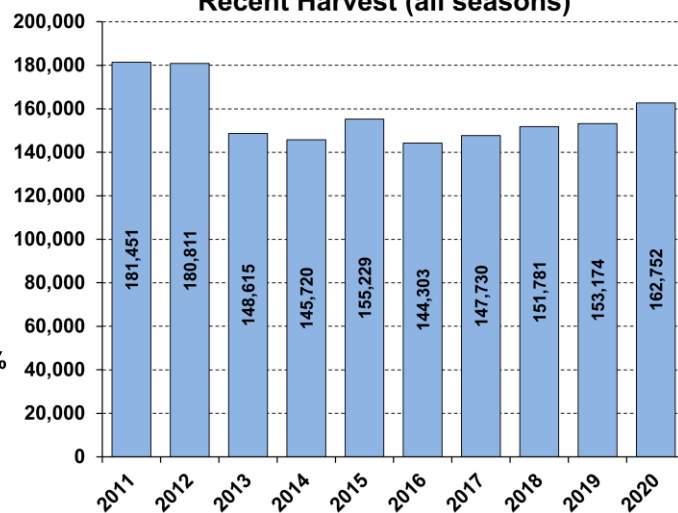
**Record Harvest:** 201,209 (2005)

**Harvest Sex Ratio (all seasons):** 54.6% male: 45.4% female; (46.3% antlered: 53.7% antlerless)

2020-2021 Harvest by Season



Recent Harvest (all seasons)



## Permitting

IDNR's Permit Office issued 554,180 deer permits for all seasons, including both lottery-issued and over-the-counter permits. This represents an increase (5.1%) from the 527,394 permits issued for 2019. Increases occurred in archery (+9.3%), firearm (+1.6%), muzzleloader (+2.9%), youth (+15.2%), late winter (+23.8%), and CWD antlerless seasons (+0.7%).

Number and types of permits issued for the 2020-2021 deer seasons				
Archery	Number of Resident Permits	Number of Nonresident Permits	Total Permits	Percent Nonresident
Landowner POH Permit, Either-Sex <sup>1</sup>	30,192	1,309	31,501	4.16%
Landowner POH Permit, Antlerless-only <sup>1</sup>	30,192	1,309	31,501	4.16%
Single Either-Sex Permit	512	0	512	0.00%
Single Antlerless-Only Permit	6,516	3,680	10,196	36.09%
Combination OTC Permit (1 ES + 1 AO)	136,612	19,614	156,226	12.55%
<b>TOTAL</b>	<b>204,024</b>	<b>25,912</b>	<b>229,936</b>	<b>11.28%</b>
<b>Firearm</b>				
Landowner POH Permit, Either-Sex <sup>1</sup>	33,906	1,500	35,406	4.24%
Landowner POH Permit, Antlerless-only <sup>1</sup>	33,906	1,500	35,406	4.24%
Landowner Countywide Hunting Permit	0	0	0	0.00%
Full-season Either-Sex Permit	131,416	9,078	140,494	6.46%
Full-season Antlerless-only Permit	61,842	6,046	67,888	8.91%
First-season Either-Sex Permit	705	0	705	0.00%
First-season Antlerless-only Permit	341	2	343	0.58%
Second-season Either-Sex Permit	747	1	748	0.13%
Second-season Antlerless-only Permit	38	0	38	0.00%
<b>TOTAL</b>	<b>262,901</b>	<b>18,127</b>	<b>281,028</b>	<b>6.49%</b>
<b>Muzzleloader</b>				
Either-Sex Permit	20,101	1,252	21,353	5.86%
Antlerless-only Permit	6,479	653	7,132	9.16%
<b>TOTAL</b>	<b>26,580</b>	<b>1,905</b>	<b>28,485</b>	<b>7.00%</b>
<b>Other Seasons</b>				
Late Winter Antlerless-only Permit	1,593	0	1,593	0.00%
CWD Antlerless-only Permit <sup>2</sup>	831	0	831	0.00%
Youth Either-Sex Permit <sup>2</sup>	12,307	0	12,307	0.00%
<b>Total: All Seasons/Permit Types</b>	<b>508,236</b>	<b>45,944</b>	<b>554,180</b>	<b>8.29%</b>

<sup>1</sup> POH = "property only hunting"; a landowner permit that is valid only on the property owned/leased by that landowner

<sup>2</sup> Permits for these seasons are issued without respect to residency status (i.e., the same permit is issued to both residents & nonresidents)

## 2020 Archery Deer Season Results

**Length:** 109 days (102 days in counties open to firearm deer hunting)

**Number of Counties Open:** 102

**Special Regulations:** Resident combination permits (one either-sex and one antlerless-only tag) were available over-the-counter (OTC) in unlimited quantities. Nonresident combination permits were limited to a quota of 25,000 and issued via lottery with any remaining permits available OTC. Single resident either-sex permits (limit 1 per hunter) were available by application to the Permit Office prior to September 1. Single antlerless-only permits were available to both resident and nonresident hunters OTC without limit, with a 2-tiered fee structure for non-residents dependent upon whether an either-sex archery permit was held. This was the fourth year in which crossbows were legal for all hunters for the entire archery season.

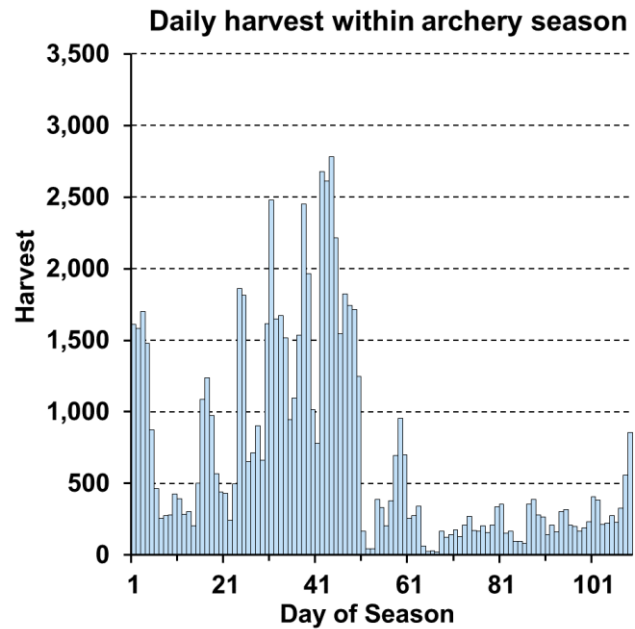
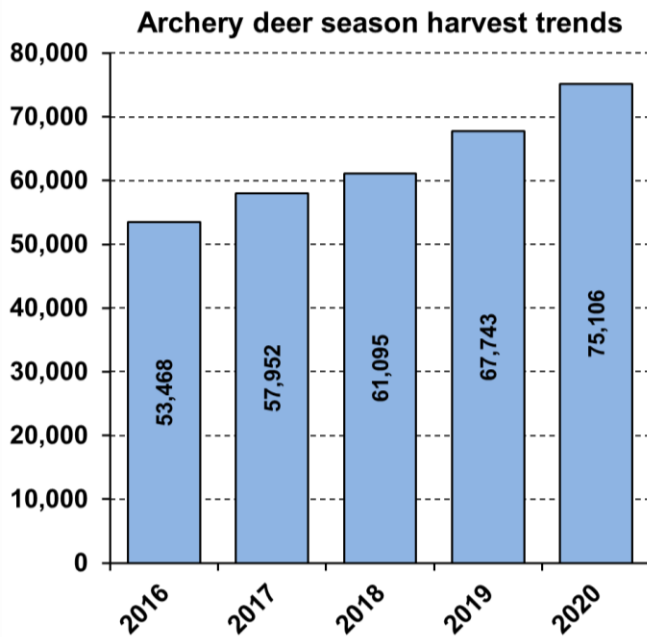
**Harvest:** 75,106 (new record)

**Previous Season Record:** 67,743 (2019)

**Harvest Sex Ratio:** 54.5% male: 45.5% female (47.6% antlered: 52.4% antlerless)

**Top 5 Counties:** Pike (2,409), Jefferson (1,941), Fulton (1,701), Williamson (1,583), Adams (1,542)

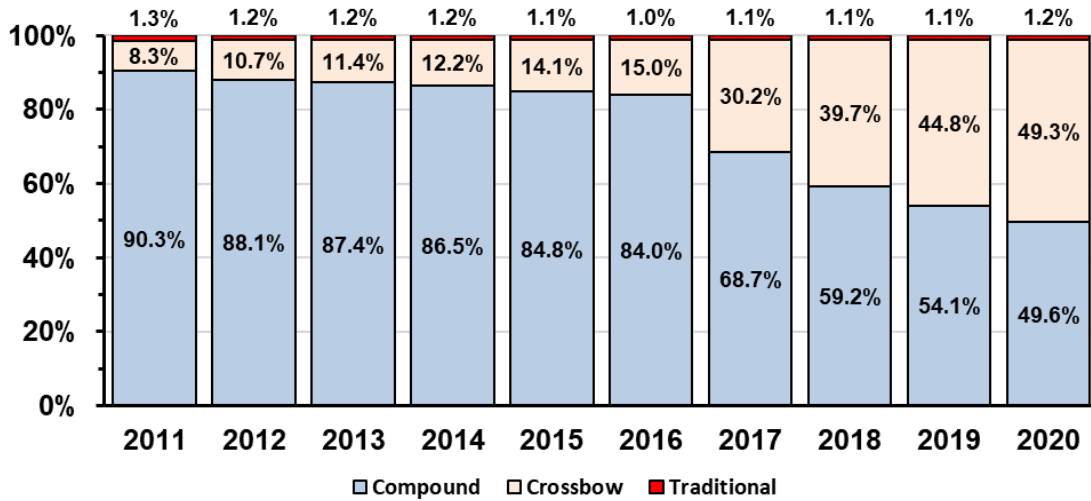
**Harvest by Type of Bow:** 49.6% compound, 49.3% crossbow, 1.2% traditional bows. Crossbow harvest continued to increase as a result of 2017 legislation that removed restrictions on crossbow use, treating the crossbow just like any other type of bow during hunting seasons (see included chart).



### Trends in the number of archery deer season permits issued statewide

Permit Type	2016	2017	2018	2019	2020
Landowner Property-Only Hunting Permit, Either-Sex	32,610	32,336	26,020	29,728	30,192
Landowner Property-Only Hunting Permit, Antlerless-Only	32,610	32,336	26,020	29,728	30,192
Single Either-Sex Permit	318	396	477	437	512
Single Antlerless-Only Permit	6,909	7,048	7,594	8,634	10,196
Combination Over-the-Counter Permit (double permit)	132,981	136,826	138,346	141,764	156,226
<b>TOTAL</b>	<b>205,428</b>	<b>208,942</b>	<b>198,457</b>	<b>210,291</b>	<b>229,936</b>

### Archery Deer Harvest by Bow Type, 2010-2019



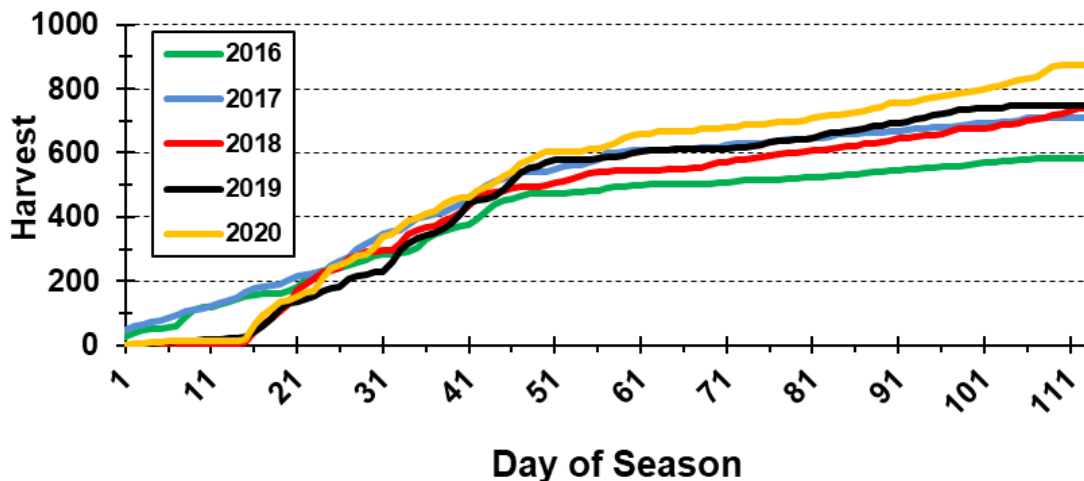
### Harvest Results in the 5-County Restricted Archery Zone

**Special Regulations:** In order to reduce doe harvest and help grow deer populations to their appropriate county goals, archery hunters in the counties of Champaign, Douglas, Macon, Moultrie, and Piatt were permitted to harvest only antlered deer during the first 15 days of the season (October 1-15). This restriction was introduced in 2018 and will continue at least through 2021.

**Results:** Aside from a few days which were unseasonably warm and windy, the first 15 days of Illinois' archery season had near average temperatures within the 5-county restricted archery zone. Harvest of antlered deer in the restricted archery zone was 1117 in 2020, compared to 956 in 2019, 838 in 2018, and 821 in 2017. The 15-day antlerless harvest restrictions did initially reduce doe harvest, but hunters reached 2017 levels by day 33 of archery season and set a record for antlerless deer in 2020. The final doe harvest in the zone was 873 in 2020, compared to 747 in 2019, 741 in 2018, and 709 in 2017.

**Outlook:** Previous use of this type of regulation was highly successful in east-central Illinois, with no compensatory increase in doe harvest after resumption of unrestricted regulations. The increase in doe harvest in 2018, 2019, and 2020 suggest that further action may be needed to grow the deer herd in these counties. If the current 15-day restrictions on harvest do not result in significant decreases in harvest in the 2021-2022 season and populations remain below goal, then we will recommend that the restriction be increased to a month-long prohibition on antlerless harvest. Harvest would be 'buck-only' until from October 1 to November 1. We project that such a restriction would result in an approximate 25% decrease in archery doe harvest within the Zone.

### Archery Doe Harvest Chronology in the Restricted Zone



## 2020 Youth Deer Season Results

**Length:** 3 days

**Number of Counties Open:** 99 (closed in Cook, DuPage, and Lake)

**Special Regulations:** Participation limited to youths under the age of 18 (changed from 16 in 2016), and hunters must be accompanied by a responsible supervising adult. One either-sex permit (available OTC) or one special hunt area permit (issued via lottery) allowed per hunter. Unfilled youth permits were also valid during 1<sup>st</sup> segment of firearm deer season but are not included in harvest numbers for youth season. Due to changes brought about by Illinois Public Act 101-0444, beginning in 2020, youth deer permits became valid statewide and could be used in any open county. Prior to the 2020 youth deer season, permits were county-specific.

**Harvest:** 2,322

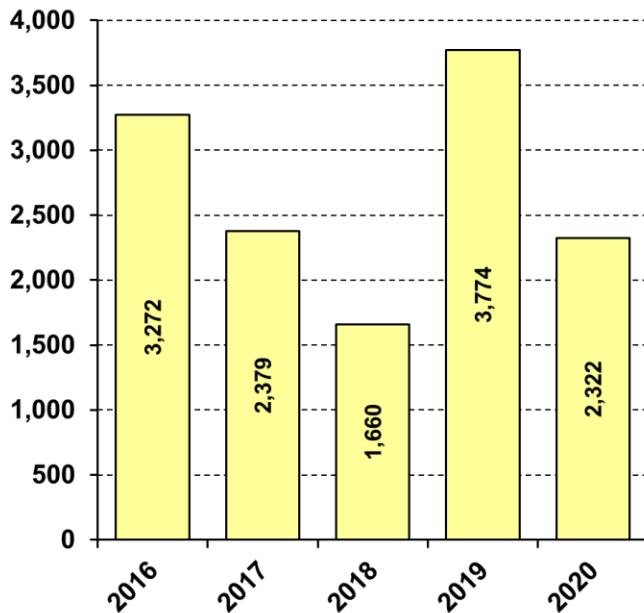
**Record Harvest:** 3,774 (2019)

**Harvest Sex Ratio:** 50.3% male: 49.7% female (41.5% antlered: 58.5% antlerless)

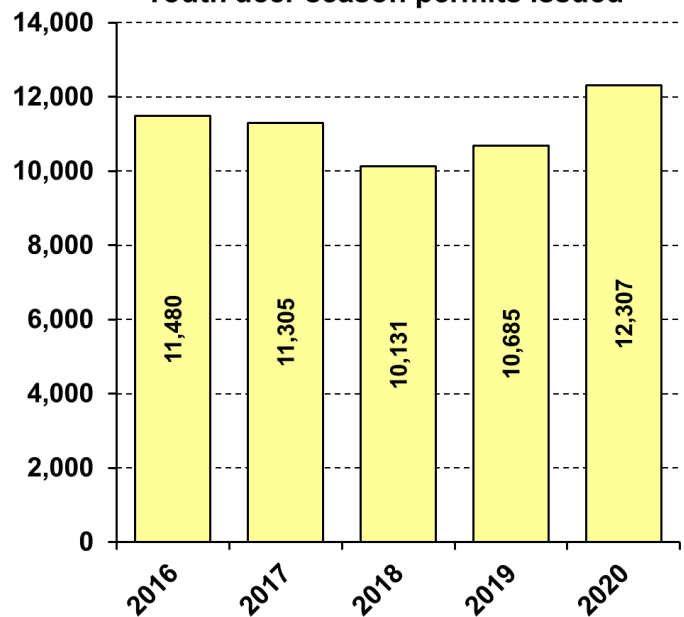
**Hunter Success Rate:** 18.9% (does not include deer taken during 1<sup>st</sup> regular firearm season)

**Top 5 Counties:** Pike (117), Randolph (112), Adams (69), Jefferson (63), Jackson (62)

**Youth deer season harvest trends**



**Youth deer season permits issued**



## 2020 Firearm Deer Season Results

**Length:** 7 days (split; one 3-day [Fri-Sun] + one 4-day [Thu-Sun] segment)

**Number of Counties Open:** 99 (closed in Cook, DuPage, Lake)

**Special Regulations:** County-specific (or special hunt area-specific) permits issued via lotteries; unallocated permits subsequently available OTC through end of season. Mandatory check stations in effect for 15 northern Illinois counties (Boone, Carroll, DeKalb, Grundy, JoDaviess, Kane, Kendall, Kankakee, LaSalle, Livingston, McHenry, Ogle, Stephenson, Winnebago, and Will) for chronic wasting disease (CWD) surveillance were cancelled this year; all counties used automated harvest reporting. Archery equipment remained legal for use during firearm deer season with a valid firearm permit on private land only.

**Weather Conditions:** Opening weekend had near-average temperatures, providing good hunting conditions. Precipitation was heavy in areas but this was restricted to the southern portion of the state. During second season, conditions were favorable throughout the weekend with negligible precipitation.

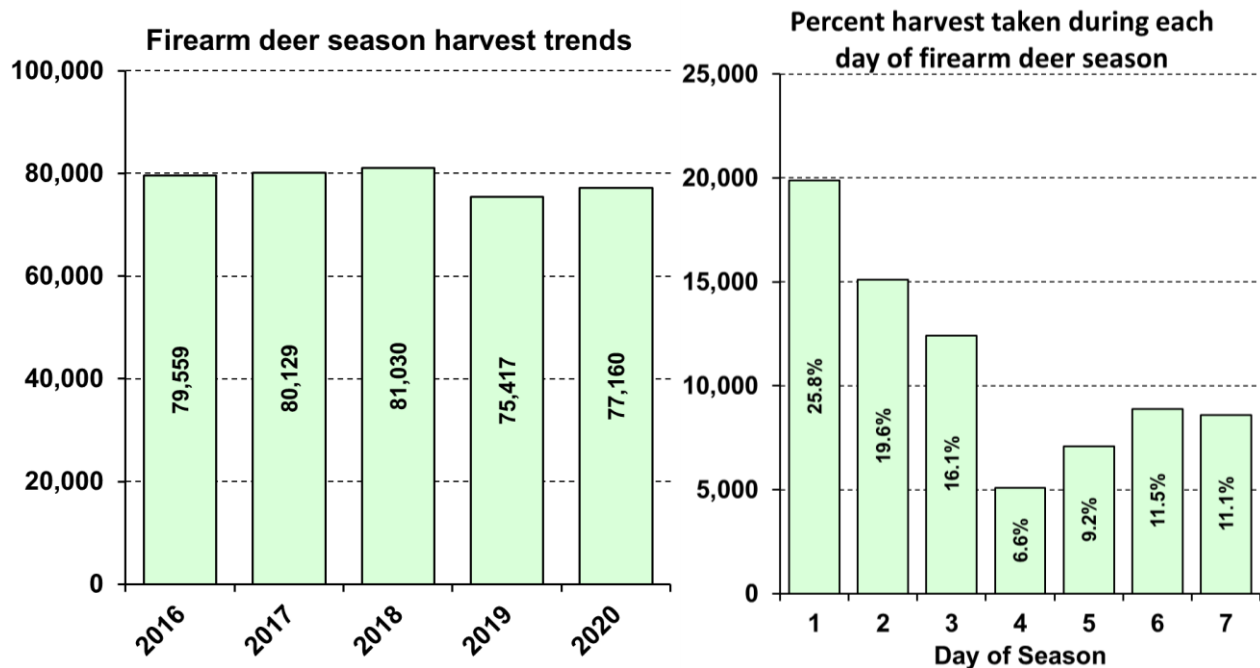
**Corn Harvest:** Statewide corn harvest was 96% complete in the week going into first season.

**Deer Harvest:** 77,160

**Season Record:** 123,792 (2005)

**Harvest Sex Ratio:** 57.3% male: 42.7% female (48.1% antlered: 57.9% antlerless)

**Top 5 Counties:** Randolph (2,249), Adams (2,235), Jackson (2,085), Fulton (1,927), Jefferson (1,896)



### Trends in the number of firearm deer season permits issued statewide

Permit Type	2016	2017	2018	2019	2020
Landowner Property-Only Hunting Permit, Either-Sex	38,677	37,988	29,342	33,530	33,906
Landowner Property-Only Hunting Permit, Antlerless-Only	38,327	37,988	29,342	33,530	33,906
Full-season Either-Sex Permit	155,915	148,049	141,674	139,567	140,494
Full-season Antlerless-Only Permit	80,024	74,333	69,884	68,038	67,888
First-season Either-Sex Permit	719	727	744	739	705
First-season Antlerless-Only Permit	347	310	305	286	343
Second-season Either-Sex Permit	958	957	922	884	748
Second-season Antlerless-Only Permit	63	48	59	63	38
<b>TOTAL</b>	<b>315,030</b>	<b>300,400</b>	<b>272,272</b>	<b>276,637</b>	<b>281,028</b>

## 2020 Muzzleloader Deer Season Results

**Length:** 3 days

**Number of Counties Open:** 99 (closed in Cook, DuPage, Lake)

**Special Regulations:** County-specific (or special hunt area-specific) permits issued via lotteries; unallocated permits subsequently available OTC through end of season. Hunters with muzzleloader permits were also allowed to hunt with a muzzleloader during the 2<sup>nd</sup> Firearm Deer Season (4 days). Recipients of landowner permits (for their own property only) valid during the Firearm Deer Season could use those unfilled permits during the Muzzleloader Deer Season so long as they used a muzzleloading rifle.

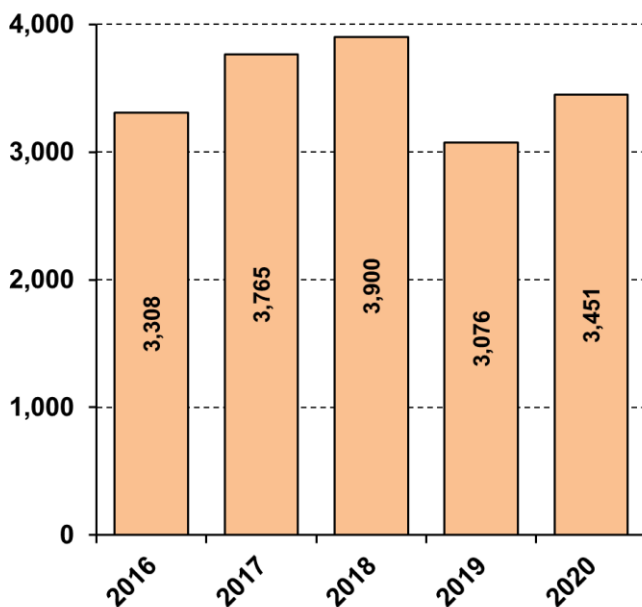
**Harvest:** 3,451

**Season Record:** 5,973 (2006)

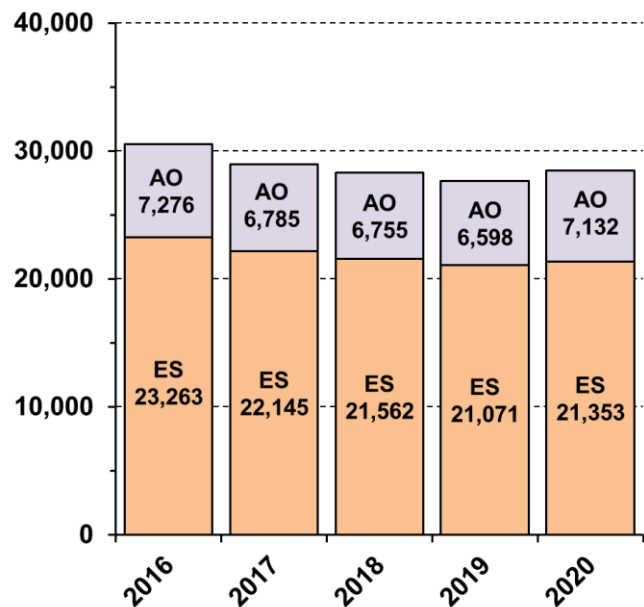
**Harvest Sex Ratio:** 42.5% male: 57.5% female (33.3% antlered: 66.7% antlerless)

**Top 5 Counties:** Pike (142), Randolph (111), Adams (107), Jefferson (99), Hancock (94)

**Muzzleloader deer season harvest trends**



**Muzzleloader deer season permits issued**



## 2020-2021 Late-Winter Deer Season Results

**Length:** 7 days

**Number of Counties Open:** 20 (Brown, Clay, Crawford, Effingham, Fulton, Hamilton, Henderson, Knox, Lee, Macoupin, Madison, Marion, McDonough, Mercer, Monroe, Perry, Putnam, Rock Island, Saline, Shelby)

**Special Regulations:** Legal weapons were shotguns, muzzleloaders, or handguns. County-specific resident antlerless-only permits available OTC from license vendors (unlimited availability). Hunters with unfilled permits for the Firearm, Muzzleloader, or Youth deer seasons were allowed to hunt the Late-Winter Deer Season to harvest antlerless deer, so long as the permit was issued for an open county. Persons with an unfilled Muzzleloader Season permit must use a muzzleloading rifle.

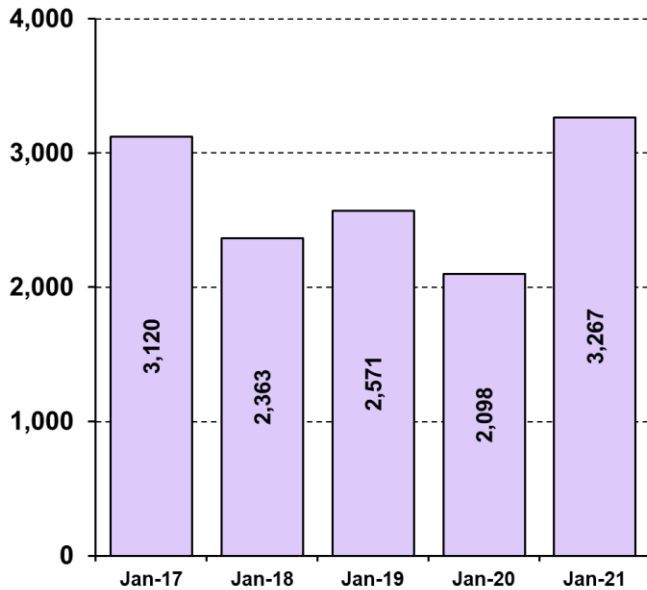
**Harvest:** 3,267

**Season Record:** 17,434 (Jan. 2010)

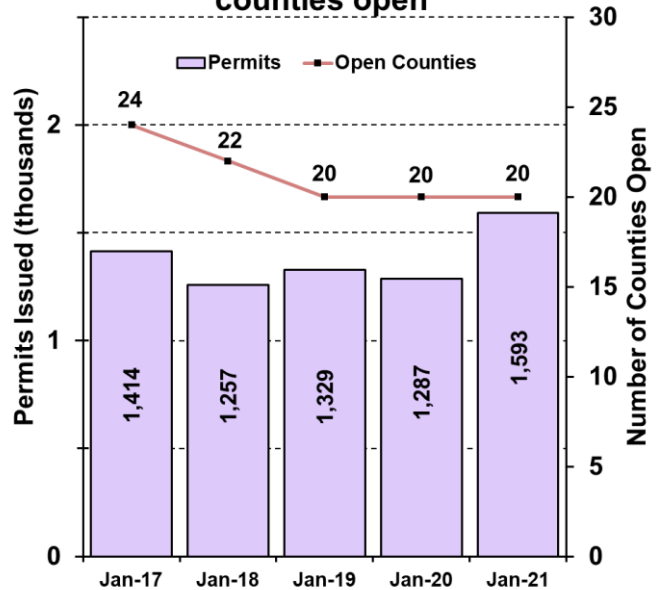
**Harvest Sex Ratio:** 17.3% male: 82.7% female

**Top 5 Counties:** Perry (379), Fulton (351), Brown (273), Marion (224), Macoupin (217)

**Late-Winter deer season harvest trends**



**Late-Winter season permits issued and counties open**



**2020-2021 Special CWD Deer Season Results**

**Length:** 7 days (concurrent with Late-Winter Season)

**Number of Counties Open:** 15 (Boone, Carroll, DeKalb, Grundy, JoDaviess, Kane, Kankakee, Kendall, LaSalle, Livingston, McHenry, Ogle, Stephenson, Winnebago and Will)

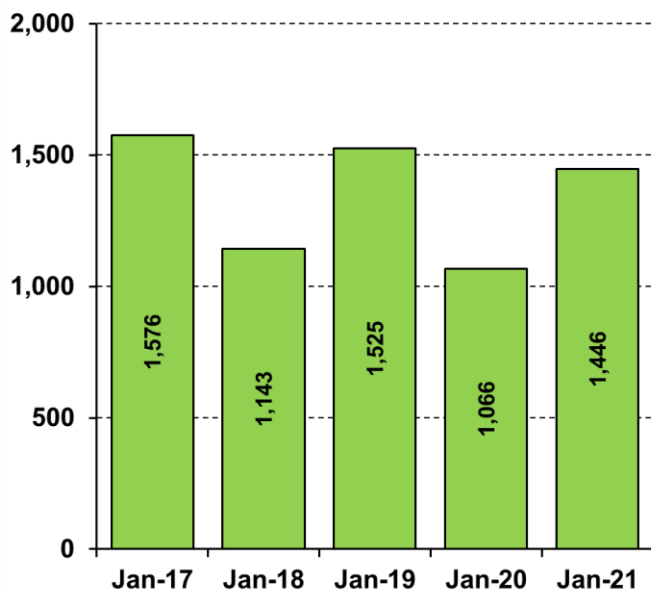
**Special Regulations:** Legal weapons were shotguns, muzzleloaders, or handguns. County-specific antlerless-only permits available OTC without limit to residents and nonresidents. Unfilled firearm, muzzleloader, and youth permits valid for open counties may be used during this season as long as the hunter uses only the weapon(s) allowed by that permit, and only harvests the sex of deer allowed by that permit. The limit of 2 antlered deer was waived during this season.

**Harvest:** 1,446

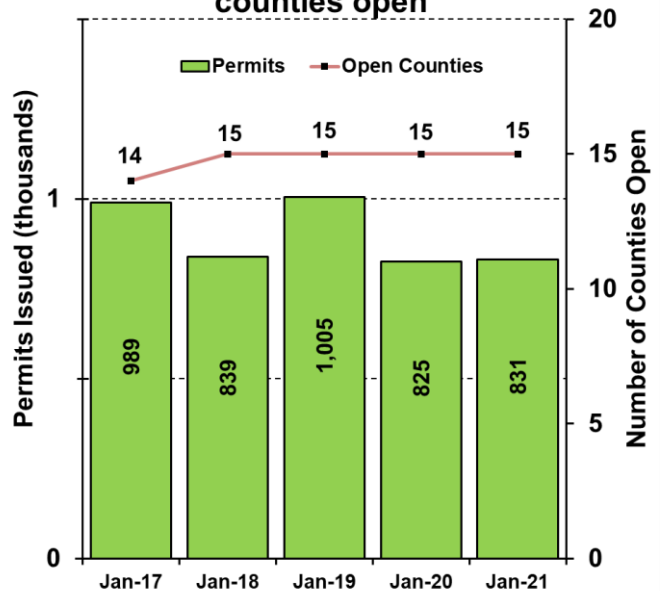
**Previous Record:** 1,825 (Jan. 2015)

**Harvest Sex Ratio:** 39.0% male: 61.0% female (25.9% antlered: 74.1% antlerless)

**Special CWD deer season harvest trends**



**Special CWD season permits issued and counties open**





## Harvest Age/Sex Summary (All Seasons)

Deer reported via the automated harvest reporting system were placed into age classes based on morphological data reported by the hunter. Age classes were female adult ( $\geq 1.5$  years), female fawn, male adult ( $\geq 2.5$  years), male yearling (1.5 years), and male fawn.

2020 Illinois deer harvest composition by season by sex/age class <sup>1</sup>							
Sex/Age Class	Archery	Youth	Firearm	Muzzleloader	Late-Winter	CWD	All Seasons
Female adult	39.6%	41.0%	36.5%	50.0%	70.2%	52.9%	39.1%
Female fawn	5.9%	8.6%	6.2%	7.5%	12.5%	8.1%	6.3%
Male adult	30.5%	16.4%	30.4%	23.0%	0.9%	14.9%	29.4%
Male yearling	17.1%	25.1%	17.7%	10.3%	1.2%	11.1%	17.0%
Male fawn	6.9%	8.9%	9.2%	9.2%	15.2%	13.1%	8.3%
<b>Total Harvest</b>	<b>75,106</b>	<b>2,322</b>	<b>77,160</b>	<b>3,451</b>	<b>3,267</b>	<b>1,446</b>	<b>162,752</b>

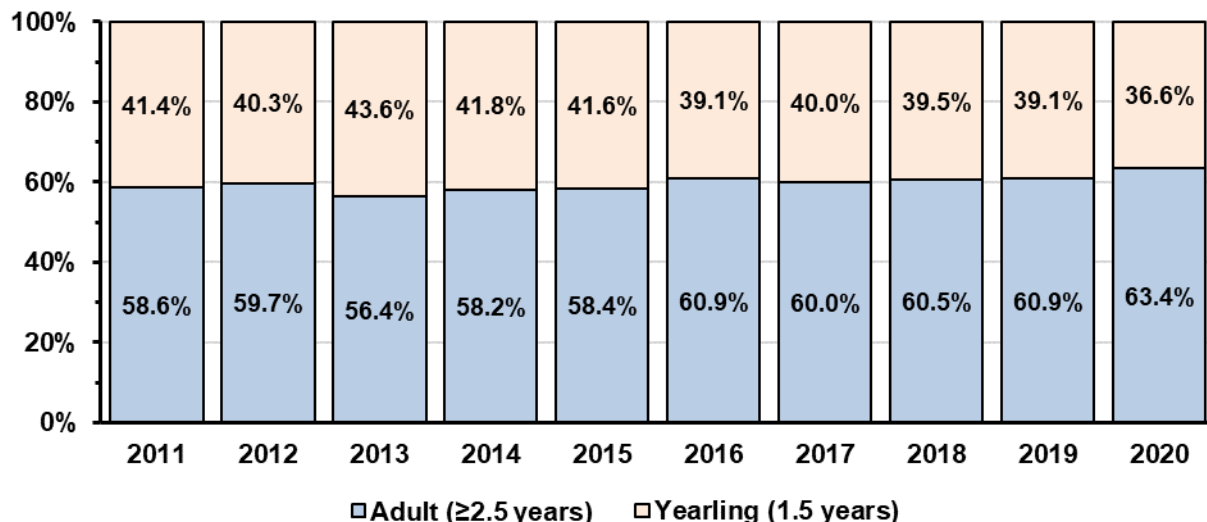
<sup>1</sup> Only harvested deer for which there was complete age/sex information were used in calculating percentages.

Age structure of antlered bucks in the 2020 Illinois deer harvest <sup>1</sup>			
	Archery Season	All Gun Seasons	All Harvest
Male yearling (1.5 years)	35.9%	37.3%	36.6%
Male adult ( $\geq 2.5$ years)	64.1%	62.7%	63.4%

<sup>1</sup> Only harvested deer for which there was complete age/sex information were used in calculating percentages.

Proportion of antlered deer harvest by number of antler points								
	Number of Points							
	Spike	3-4	5-6	7-8	9-10	11-12	13-14	>14
Archery Season	3.7%	7.2%	10.0%	36.7%	29.8%	9.2%	2.3%	1.1%
All Gun Seasons	5.5%	8.8%	12.5%	39.5%	25.1%	6.6%	1.4%	0.6%
All Seasons	4.7%	8.1%	11.4%	38.3%	27.2%	7.7%	1.8%	0.8%

### Trend in antlered buck age structure (all seasons), 2011-2020



**2020 ILLINOIS COUNTY DEER HARVEST BY SEX FOR EACH SEASON (state sites included in county totals)**

County	Youth			Muzzleloader			Late-Winter/CWD			Firearm			Archery			All Seasons		
	M	F	Total	M	F	Total	M	F	Total	M	F	Total	M	F	Total	M	F	Total
Adams	34	35	69	41	66	107	0	0	0	1131	1104	2235	842	700	1542	2048	1905	3953
Alexander	8	4	12	13	14	27	0	0	0	283	147	430	126	97	223	430	262	692
Bond	4	16	20	5	14	19	0	0	0	383	285	668	291	203	494	683	518	1201
Boone	2	0	2	2	5	7	11	22	33	80	58	138	118	64	182	213	149	362
Brown	22	15	37	32	25	57	47	226	273	545	405	950	524	339	863	1170	1010	2180
Bureau	12	8	20	25	24	49	0	0	0	577	435	1012	429	399	828	1043	866	1909
Calhoun	13	12	25	21	28	49	0	0	0	370	409	779	536	460	996	940	909	1849
Carroll	2	2	4	12	10	22	31	74	105	316	250	566	334	273	607	695	609	1304
Cass	9	8	17	15	13	28	0	0	0	333	322	655	413	332	745	770	675	1445
Champaign	8	7	15	11	5	16	0	0	0	164	68	232	257	170	427	440	250	690
Christian	11	12	23	11	22	33	0	0	0	358	255	613	292	285	577	672	574	1246
Clark	13	13	26	21	36	57	0	0	0	627	456	1083	571	387	958	1232	892	2124
Clay	11	22	33	18	17	35	20	114	134	671	554	1225	413	339	752	1133	1046	2179
Clinton	11	7	18	14	15	29	0	0	0	394	294	688	354	319	673	773	635	1408
Coles	6	7	13	11	9	20	0	0	0	415	270	685	469	358	827	901	644	1545
Cook	0	0	0	0	0	0	0	0	0	0	0	0	131	60	191	131	60	191
Crawford	8	12	20	10	14	24	25	85	110	537	400	937	582	505	1087	1162	1016	2178
Cumberland	17	22	39	9	21	30	0	0	0	471	389	860	311	287	598	808	719	1527
DeKalb	1	1	2	2	4	6	10	17	27	72	43	115	135	80	215	220	145	365
DeWitt	6	3	9	6	13	19	0	0	0	217	173	390	305	322	627	534	511	1045
Douglas	7	2	9	5	2	7	0	0	0	97	66	163	135	91	226	244	161	405
DuPage	0	0	0	0	0	0	0	0	0	0	0	0	31	11	42	31	11	42
Edgar	6	5	11	9	22	31	0	0	0	322	226	548	352	232	584	689	485	1174
Edwards	3	5	8	6	10	16	0	0	0	235	149	384	172	159	331	416	323	739
Effingham	27	24	51	10	14	24	16	101	117	561	387	948	369	322	691	983	848	1831
Fayette	15	18	33	27	32	59	0	0	0	952	671	1623	682	533	1215	1676	1254	2930
Ford	2	0	2	5	0	5	0	0	0	83	41	124	43	19	62	133	60	193
Franklin	8	21	29	24	40	64	0	0	0	720	558	1278	644	700	1344	1396	1319	2715
Fulton	27	27	54	36	37	73	61	290	351	1028	899	1927	966	735	1701	2118	1988	4106
Gallatin	3	9	12	6	9	15	0	0	0	265	161	426	193	156	349	467	335	802
Greene	25	24	49	20	33	53	0	0	0	575	500	1075	519	511	1030	1139	1068	2207
Grundy	5	2	7	3	7	10	24	48	72	162	97	259	203	162	365	397	316	713
Hamilton	19	19	38	22	24	46	22	168	190	656	416	1072	509	495	1004	1228	1122	2350
Hancock	25	23	48	29	65	94	0	0	0	879	912	1791	622	454	1076	1555	1454	3009
Hardin	5	3	8	13	24	37	0	0	0	398	291	689	212	245	457	628	563	1191
Henderson	6	6	12	9	5	14	11	64	75	251	207	458	244	165	409	521	447	968
Henry	10	6	16	11	12	23	0	0	0	271	184	455	301	279	580	593	481	1074
Iroquois	5	5	10	17	14	31	0	0	0	355	139	494	312	225	537	689	383	1072

**2020 ILLINOIS COUNTY DEER HARVEST BY SEX FOR EACH SEASON (state sites included in county totals)**

County	Youth			Muzzleloader			Late-Winter/CWD			Firearm			Archery			All Seasons		
	M	F	Total	M	F	Total	M	F	Total	M	F	Total	M	F	Total	M	F	Total
Jackson	32	30	62	15	47	62	0	0	0	1237	848	2085	701	687	1388	1985	1612	3597
Jasper	16	22	38	18	31	49	0	0	0	612	468	1080	435	422	857	1081	943	2024
Jefferson	33	30	63	37	62	99	0	0	0	1110	786	1896	961	980	1941	2141	1858	3999
Jersey	13	10	23	5	23	28	0	0	0	343	291	634	366	303	669	727	627	1354
JoDavie	18	11	29	31	36	67	143	220	363	828	733	1561	689	520	1209	1709	1520	3229
Johnson	21	11	32	14	27	41	0	0	0	799	522	1321	422	446	868	1256	1006	2262
Kane	0	0	0	0	2	2	4	2	6	23	11	34	249	156	405	276	171	447
Kankakee	3	2	5	3	2	5	21	29	50	109	87	196	193	143	336	329	263	592
Kendall	0	0	0	2	1	3	4	21	25	46	32	78	112	103	215	164	157	321
Knox	8	11	19	20	23	43	36	152	188	616	527	1143	614	490	1104	1294	1203	2497
Lake	0	0	0	0	0	0	0	0	0	0	1	1	242	142	384	242	143	385
LaSalle	8	2	10	9	16	25	75	121	196	418	291	709	473	377	850	983	807	1790
Lawrence	4	7	11	14	23	37	0	0	0	341	222	563	317	280	597	676	532	1208
Lee	11	6	17	10	10	20	20	58	78	324	212	536	284	220	504	649	506	1155
Livingston	5	5	10	8	7	15	15	38	53	235	152	387	134	113	247	397	315	712
Logan	10	11	21	4	12	16	0	0	0	221	118	339	264	200	464	499	341	840
Macon	7	7	14	13	19	32	0	0	0	172	96	268	319	249	568	511	371	882
Macoupin	12	13	25	25	25	50	34	183	217	885	666	1551	723	558	1281	1679	1445	3124
Madison	14	9	23	11	12	23	11	62	73	370	255	625	621	527	1148	1027	865	1892
Marion	26	25	51	36	24	60	40	184	224	886	598	1484	677	581	1258	1665	1412	3077
Marshall	7	13	20	16	10	26	0	0	0	329	266	595	215	216	431	567	505	1072
Mason	9	9	18	10	8	18	0	0	0	247	142	389	318	233	551	584	392	976
Massac	9	3	12	9	7	16	0	0	0	238	154	392	199	203	402	455	367	822
McDonough	8	8	16	21	28	49	18	102	120	412	359	771	367	283	650	826	780	1606
McHenry	3	2	5	8	9	17	30	36	66	181	114	295	438	224	662	660	385	1045
McLean	7	11	18	14	19	33	0	0	0	375	263	638	340	283	623	736	576	1312
Menard	2	4	6	9	16	25	0	0	0	200	188	388	273	235	508	484	443	927
Mercer	10	6	16	17	22	39	30	63	93	460	376	836	377	247	624	894	714	1608
Monroe	12	21	33	11	15	26	13	101	114	598	384	982	287	244	531	921	765	1686
Montgomery	14	17	31	15	19	34	0	0	0	492	324	816	520	407	927	1041	767	1808
Morgan	9	10	19	12	14	26	0	0	0	353	279	632	415	266	681	789	569	1358
Moultrie	6	3	9	5	7	12	0	0	0	143	87	230	250	238	488	404	335	739
Ogle	7	7	14	13	9	22	59	123	182	378	311	689	427	332	759	884	782	1666
Peoria	6	10	16	22	16	38	0	0	0	466	409	875	598	511	1109	1092	946	2038
Perry	23	14	37	26	37	63	45	334	379	713	547	1260	656	495	1151	1463	1427	2890
Piatt	1	4	5	5	6	11	0	0	0	100	35	135	156	129	285	262	174	436
Pike	71	46	117	67	75	142	0	0	0	1013	869	1882	1360	1049	2409	2511	2039	4550
Pope	15	12	27	28	27	55	0	0	0	822	458	1280	536	505	1041	1401	1002	2403

**2020 ILLINOIS COUNTY DEER HARVEST BY SEX FOR EACH SEASON (state sites included in county totals)**

County	Youth			Muzzleloader			Late-Winter/CWD			Firearm			Archery			All Seasons		
	M	F	Total	M	F	Total	M	F	Total	M	F	Total	M	F	Total	M	F	Total
Pulaski	9	10	19	4	9	13	0	0	0	193	93	286	138	160	298	344	272	616
Putnam	5	3	8	8	10	18	15	36	51	184	138	322	147	141	288	359	328	687
Randolph	52	60	112	38	73	111	0	0	0	1257	992	2249	702	719	1421	2049	1844	3893
Richland	9	14	23	10	15	25	0	0	0	399	280	679	293	277	570	711	586	1297
Rock Island	3	5	8	13	16	29	35	85	120	391	305	696	360	318	678	802	729	1531
Saline	24	18	42	20	21	41	27	181	208	523	352	875	373	360	733	967	932	1899
Sangamon	10	12	22	16	13	29	0	0	0	330	233	563	576	422	998	932	680	1612
Schuyler	28	16	44	21	39	60	0	0	0	657	636	1293	637	469	1106	1343	1160	2503
Scott	8	4	12	6	9	15	0	0	0	171	140	311	209	134	343	394	287	681
Shelby	15	27	42	16	35	51	38	114	152	760	488	1248	603	437	1040	1432	1101	2533
St. Clair	19	12	31	6	12	18	0	0	0	463	259	722	485	400	885	973	683	1656
Stark	1	3	4	3	5	8	0	0	0	93	90	183	89	56	145	186	154	340
Stephenson	5	7	12	12	9	21	78	64	142	306	312	618	340	212	552	741	604	1345
Tazewell	11	6	17	8	8	16	0	0	0	290	206	496	428	374	802	737	594	1331
Union	18	19	37	25	36	61	0	0	0	781	476	1257	430	537	967	1254	1068	2322
Vermilion	9	6	15	14	22	36	0	0	0	341	219	560	633	543	1176	997	790	1787
Wabash	2	2	4	5	11	16	0	0	0	118	48	166	148	117	265	273	178	451
Warren	3	3	6	9	9	18	0	0	0	271	203	474	191	126	317	474	341	815
Washington	6	13	19	14	22	36	0	0	0	576	384	960	378	322	700	974	741	1715
Wayne	14	29	43	37	38	75	0	0	0	834	612	1446	638	607	1245	1523	1286	2809
White	14	15	29	14	42	56	0	0	0	462	349	811	398	308	706	888	714	1602
Whiteside	10	5	15	10	12	22	0	0	0	311	300	611	308	266	574	639	583	1222
Will	4	6	10	12	12	24	30	32	62	159	94	253	501	324	825	706	468	1174
Williamson	15	21	36	21	36	57	0	0	0	991	666	1657	747	836	1583	1774	1559	3333
Winnebago	3	2	5	3	4	7	29	35	64	174	111	285	359	200	559	568	352	920
Woodford	16	18	34	8	15	23	0	0	0	325	263	588	374	416	790	723	712	1435
<b>Totals</b>	<b>1169</b>	<b>1153</b>	<b>2322</b>	<b>1467</b>	<b>1984</b>	<b>3451</b>	<b>1128</b>	<b>3585</b>	<b>4713</b>	<b>44209</b>	<b>32951</b>	<b>77160</b>	<b>40955</b>	<b>34151</b>	<b>75106</b>	<b>88928</b>	<b>73824</b>	<b>162752</b>
<b>Proportion</b>	<b>0.50</b>	<b>0.50</b>		<b>0.43</b>	<b>0.57</b>		<b>0.24</b>	<b>0.76</b>		<b>0.57</b>	<b>0.43</b>		<b>0.55</b>	<b>0.45</b>		<b>0.55</b>	<b>0.45</b>	