



SUMMARY OF 2021-2022 ILLINOIS DEER SEASONS

Peter E. Schlichting

Forest Wildlife Program, Illinois Department of Natural Resources



General Information

Season Dates:

Archery Season: Oct. 1, 2021 - Jan. 16, 2022; closed during firearm deer season in counties open to firearm deer hunting

Youth Season: Oct. 9 - 11, 2021 (hunting also allowed during 1st firearm season, Nov. 19 - 21, 2021)

Firearm Season: Nov. 19 - 21, 2021 and Dec. 2 - 5, 2021

Muzzleloader Season: Dec. 10 - 12, 2021 (hunting also allowed during 2nd firearm season, Dec. 2 - 5, 2021)

Late-Winter Antlerless Season/CWD Season: Dec. 30, 2021 – Jan. 2, 2022 and Jan. 14 - 16, 2022

Total Days of Deer Hunting: 108

Bag Limit: One deer per legal permit, with no set limit for total number of deer allowed. No more than 2 antlered deer during the year, except additional antlered deer may be taken during the special CWD season only.

Significant Changes: Check stations for chronic wasting disease (CWD) monitoring were reinstated this year following their cancellation in 2020 due to the COVID-19 pandemic. Successful archery hunters in CWD-positive counties were encouraged to have their deer tested by taking the head to a participating vendor or dropping it off at a collection barrel.

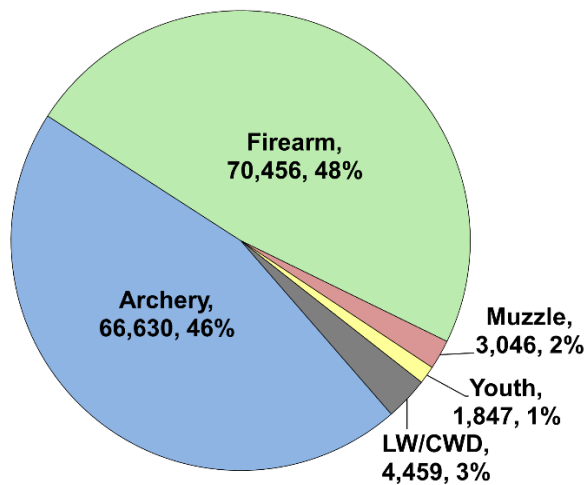
Harvest Reporting: Successful deer hunters in non-CWD counties were required to register their harvest by 10 p.m. on the same calendar day as the deer was taken by using an automated harvest reporting system (telephone or internet). CWD testing was available by taking the head to a participating vendor.

Total Harvest (all seasons): 146,438

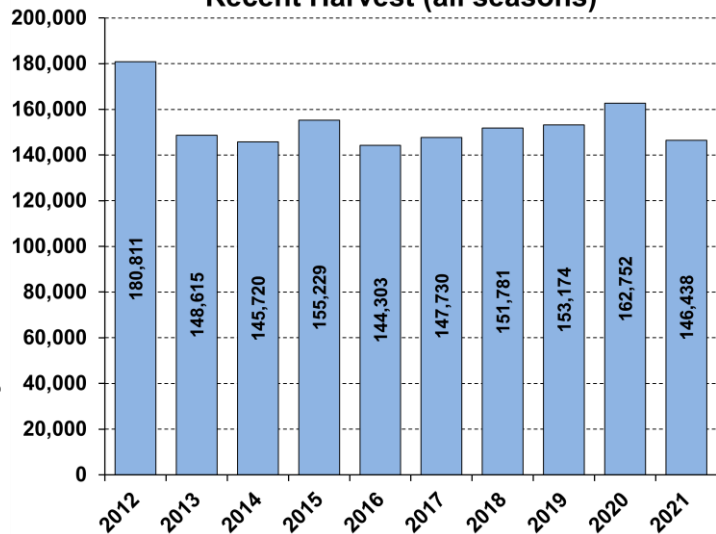
Record Harvest: 201,209 (2005)

Harvest Sex Ratio (all seasons): 56.2% male: 43.8% female; (47.3% antlered: 52.7% antlerless)

2021-2022 Harvest by Season



Recent Harvest (all seasons)



Permitting

IDNR's Permit Office issued 544,938 deer permits for all seasons, including both lottery-issued and over-the-counter permits. This represents a decrease (-1.7%) from the 554,180 permits issued for 2020. Decreases occurred in archery (-0.9%), firearm (-2.0%), muzzleloader (-0.9%), youth (-9.0%), late winter (-34.3%), and CWD antlerless seasons (2.1%).

Number and types of permits issued for the 2021-2022 deer seasons				
Archery	Number of Resident Permits	Number of Nonresident Permits	Total Permits	Percent Nonresident
Landowner POH Permit, Either-Sex ¹	31,875	1,249	33,124	3.77%
Landowner POH Permit, Antlerless-only ¹	31,875	1,249	33,124	3.77%
Single Either-Sex Permit	490	0	490	0.00%
Single Antlerless-Only Permit	5,628	3,444	9,072	37.96%
Combination OTC Permit (1 ES + 1 AO)	130,446	21,547	151,993	14.18%
TOTAL	200,314	27,489	227,803	12.07%
Firearm				
Landowner POH Permit, Either-Sex ¹	33,660	1,365	35,025	3.90%
Landowner POH Permit, Antlerless-only ¹	33,660	1,365	35,025	3.90%
Either-Sex Permit	130,879	9,887	140,766	7.02%
Antlerless-only Permit	58,628	6,167	64,795	9.52%
TOTAL	256,827	18,784	275,611	6.82%
Muzzleloader				
Either-Sex Permit	20,030	1,260	21,290	5.92%
Antlerless-only Permit	6,266	679	6,945	9.78%
TOTAL	26,296	1,939	28,235	7.00%
Other Seasons				
Late Winter Antlerless-only Permit	1,186	0	1,186	0.00%
CWD Antlerless-only Permit ²	814	0	814	0.00%
Youth Either-Sex Permit ²	11,289	0	11,289	0.00%
TOTAL	13,289	0	13,289	0.00%
Total: All Seasons/Permit Types	496,726	48,212	544,938	8.85%

¹ POH = "property only hunting"; a landowner permit that is valid only on the property owned/leased by that landowner

² Permits for these seasons are issued without respect to residency status (i.e., the same permit is issued to both residents & nonresidents)

2021-2022 Archery Deer Season Results

Length: 108 days (101 days in counties open to firearm deer hunting)

Number of Counties Open: 102

Special Regulations: Resident combination permits (one either-sex and one antlerless-only tag) were available over-the-counter (OTC) in unlimited quantities. Nonresident combination permits were limited to a quota of 25,000 and issued via lottery with any remaining permits available OTC. Single resident either-sex permits (limit 1 per hunter) were available by application to the Permit Office prior to September 1. Single antlerless-only permits were available to both resident and nonresident hunters OTC without limit, with a 2-tiered fee structure for non-residents dependent upon whether an either-sex archery permit was held. This was the fifth year in which crossbows were legal for all hunters for the entire archery season.

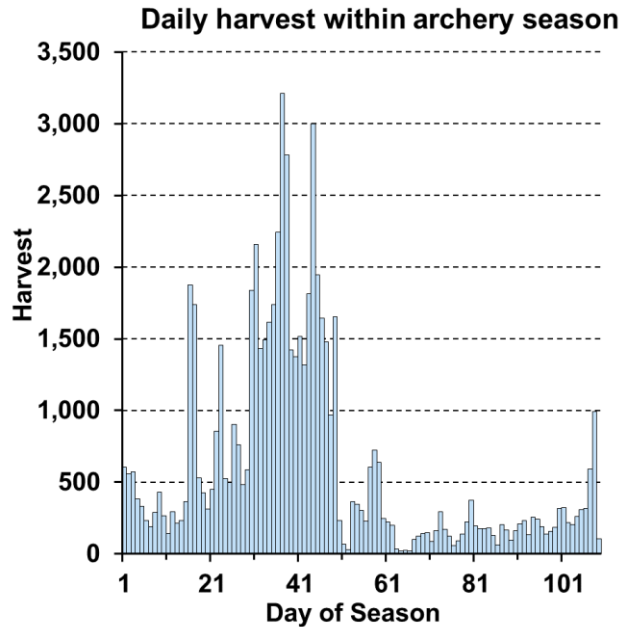
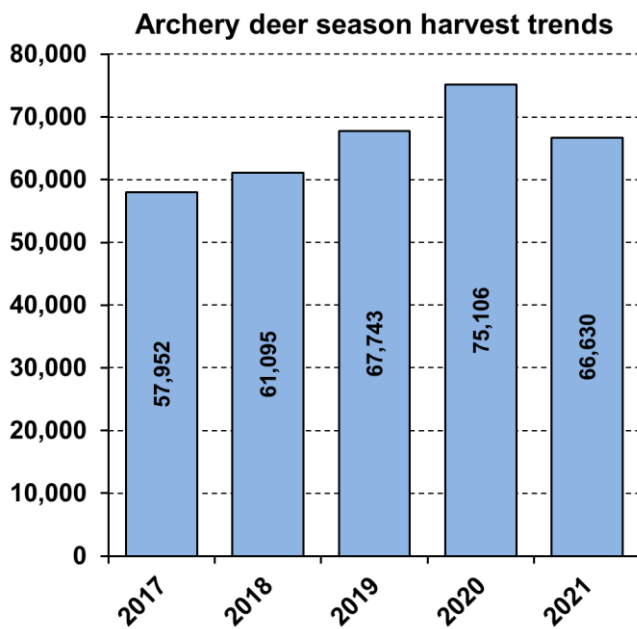
Harvest: 66,630

Harvest Record: 75,106 (2020)

Harvest Sex Ratio: 55.9% male: 44.1% female (48.4% antlered: 51.6% antlerless)

Top 5 Counties: Pike (2,243), Jefferson (1,833), Fulton (1,586), Adams (1,428), Williamson (1,345)

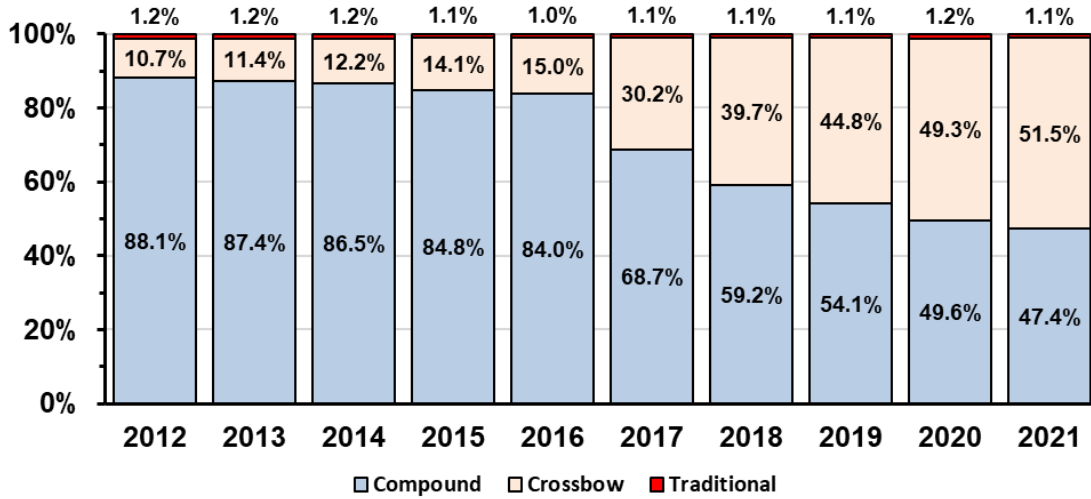
Harvest by Type of Bow: 47.4% compound, 51.5% crossbow, 1.1% traditional bows. Crossbow harvest continued to increase as a result of 2017 legislation that removed restrictions on crossbow use, treating the crossbow just like any other type of bow during hunting seasons (see included chart).



Trends in the number of archery deer season permits issued statewide

Permit Type	2017	2018	2019	2020	2021
Landowner Property-Only Hunting Permit, Either-Sex	32,336	26,020	29,728	30,192	33,124
Landowner Property-Only Hunting Permit, Antlerless-Only	32,336	26,020	29,728	30,192	33,124
Single Either-Sex Permit	396	477	437	512	490
Single Antlerless-Only Permit	7,048	7,594	8,634	10,196	9,072
Combination Over-the-Counter Permit (double permit)	136,826	138,346	141,764	156,226	151,993
TOTAL	208,942	198,457	210,291	229,936	227,803

Archery Deer Harvest by Bow Type, 2012-2021



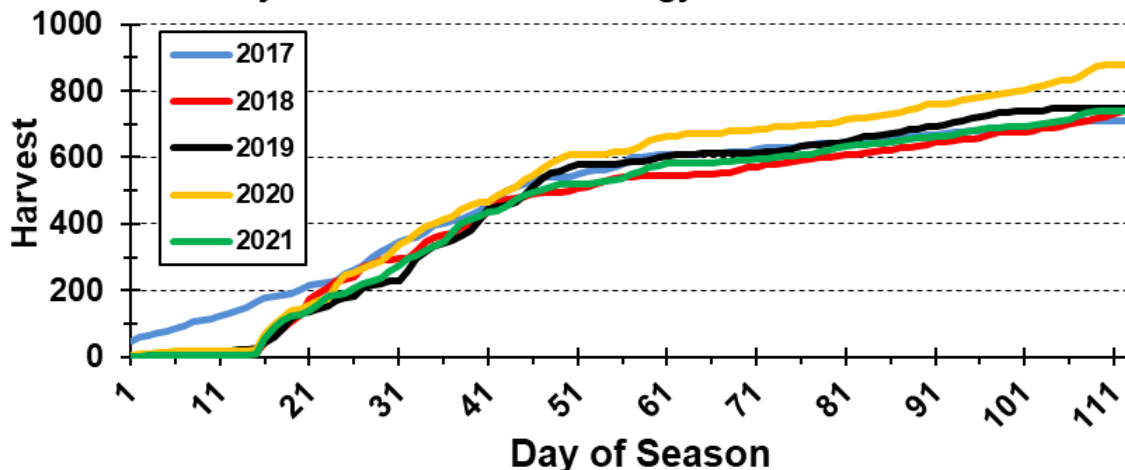
Harvest Results in the 5-County Restricted Archery Zone

Special Regulations: In order to reduce doe harvest and help grow deer populations to their appropriate county goals, archery hunters in the counties of Champaign, Douglas, Macon, Moultrie, and Piatt were permitted to harvest only antlered deer during the first 15 days of the season (October 1-15). This restriction was introduced in 2018 and will continue as necessary as county deer populations grow toward their objectives. Previous use of this type of regulation was highly successful in east-central Illinois, with no compensatory increase in doe harvest after resumption of unrestricted regulations.

Results: Aside from a few days which were unseasonably warm and windy, the first 15 days of Illinois' archery season had near average temperatures within the 5-county restricted archery zone. Harvest of antlered deer in the restricted archery zone continues to increase and was 1,466 in 2021, compared to 1,117 in 2020, 956 in 2019, 838 in 2018, and 821 in 2017. Aside from an increase in harvest in 2020, doe harvest in the restricted zone has been stable since the institution of the restriction but remain at historically high levels. The final doe harvest in the zone was 741 in 2021, compared to 873 in 2020, 747 in 2019, 741 in 2018, and 709 in 2017.

Outlook: The increase in doe harvest in 2018-2021 suggest that further action may be needed to grow the deer herd in these counties. If the current 15-day restrictions on harvest do not result in significant decreases in harvest in the 2022-2023 season and populations remain below goal, then we will likely recommend that the restriction be increased to a month-long prohibition on antlerless harvest. Harvest would be 'buck-only' until from October 1 to November 1. Additionally, other counties with deer populations below their objective, and in which firearm permit quotas have already been greatly reduced, may be considered for inclusion into the Restricted Archery Zone in coming years.

Archery Doe Harvest Chronology in the Restricted Zone



2021 Youth Deer Season Results

Length: 3 days

Number of Counties Open: 99 (closed in Cook, DuPage, and Lake)

Special Regulations: Participation limited to youths under the age of 18 (changed from 16 in 2016), and hunters must be accompanied by a responsible supervising adult. One either-sex permit (available OTC) or one special hunt area permit (issued via lottery) allowed per hunter. Unfilled youth permits were also valid during 1st segment of firearm deer season but are not included in harvest numbers for youth season. Due to changes brought about by Illinois Public Act 101-0444, beginning in 2021, youth deer permits became valid statewide and could be used in any open county. Prior to the 2021 youth deer season, permits were county-specific.

Harvest: 1,847

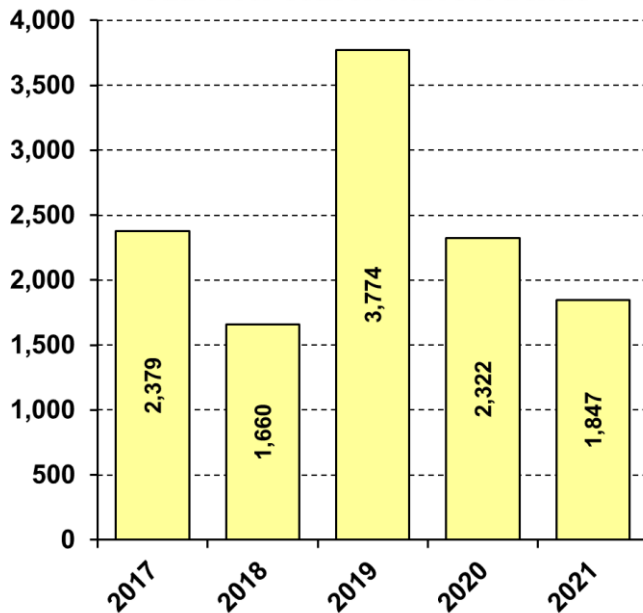
Record Harvest: 3,774 (2019)

Harvest Sex Ratio: 50.5% male: 49.5% female (39.6% antlered: 60.4% antlerless)

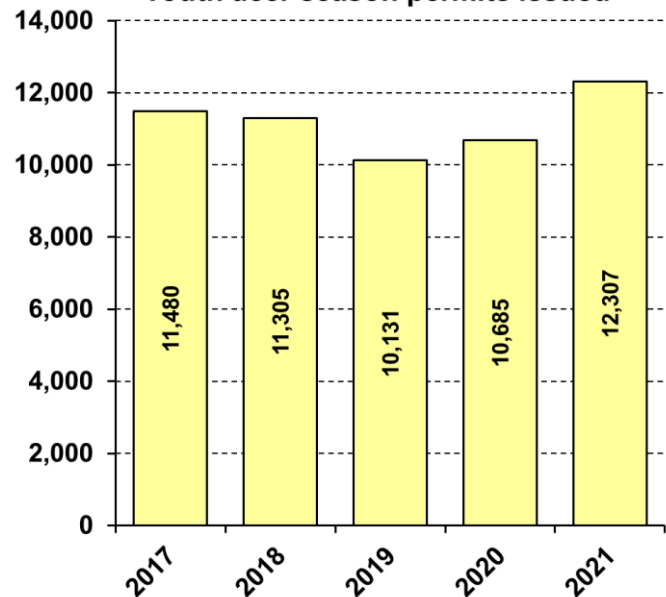
Hunter Success Rate: 16.4% (does not include deer taken during 1st regular firearm season)

Top 5 Counties: Randolph (100), Pike (83), Jefferson (64), Effingham (55), Adams (50), Marion (50)

Youth deer season harvest trends



Youth deer season permits issued



2021 Firearm Deer Season Results

Length: 7 days (split; one 3-day [Fri-Sun] + one 4-day [Thu-Sun] segment)

Number of Counties Open: 99 (closed in Cook, DuPage, Lake)

Special Regulations: County-specific (or special hunt area-specific) permits issued via lotteries; unallocated permits subsequently available OTC through end of season. Mandatory check stations were in effect for 15 northern Illinois counties (Boone, Carroll, DeKalb, Grundy, JoDaviess, Kane, Kendall, Kankakee, LaSalle, Livingston, McHenry, Ogle, Stephenson, Winnebago, and Will) for chronic wasting disease (CWD) surveillance; the remaining open counties used automated harvest reporting. Archery equipment remained legal for use during firearm deer season with a valid firearm permit on private land only.

Weather Conditions: Opening weekend had average to slightly above average temperatures, providing good hunting conditions. During second season, conditions were also favorable throughout the weekend with negligible precipitation.

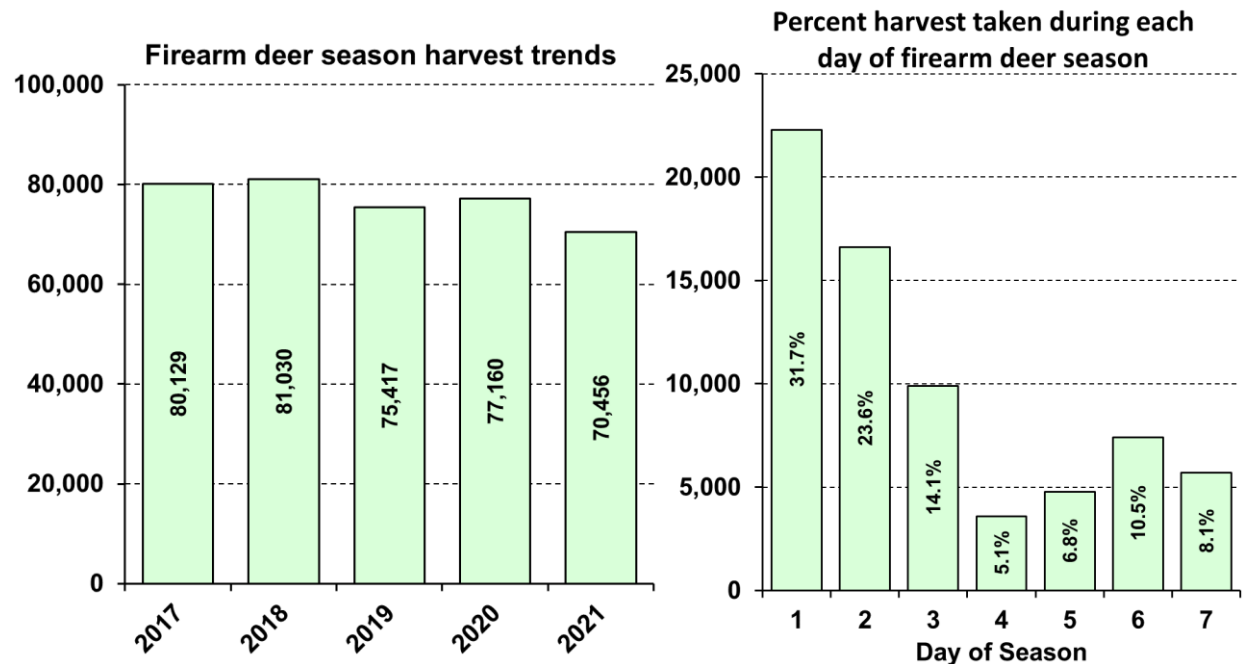
Corn Harvest: Statewide corn harvest was 95% complete in the week going into first season.

Deer Harvest: 70,456

Season Record: 123,792 (2005)

Harvest Sex Ratio: 59.4% male: 40.6% female (49.6% antlered: 50.4% antlerless)

Top 5 Counties: Randolph (2,106), Adams (1,990), Jackson (1,865), Jefferson (1,818), Fulton (1,667)



Trends in the number of firearm deer season permits issued statewide

Permit Type	2017	2018	2019	2020	2021
Landowner Property-Only Hunting Permit, Either-Sex	37,988	29,342	33,530	33,906	35,025
Landowner Property-Only Hunting Permit, Antlerless-Only	37,988	29,342	33,530	33,906	35,025
Either-Sex Permit	149,733	143,340	141,190	141,947	140,766
Antlerless-Only Permit	74,691	70,248	68,387	68,269	64,795
TOTAL	300,400	272,272	276,637	281,028	275,611

2021 Muzzleloader Deer Season Results

Length: 3 days

Number of Counties Open: 99 (closed in Cook, DuPage, Lake)

Special Regulations: County-specific (or special hunt area-specific) permits issued via lotteries; unallocated permits subsequently available OTC through end of season. Hunters with muzzleloader permits were also allowed to hunt with a muzzleloader during the 2nd Firearm Deer Season (4 days). Recipients of landowner permits (for their own property only) valid during the Firearm Deer Season could use those unfilled permits during the Muzzleloader Deer Season so long as they used a muzzleloading rifle.

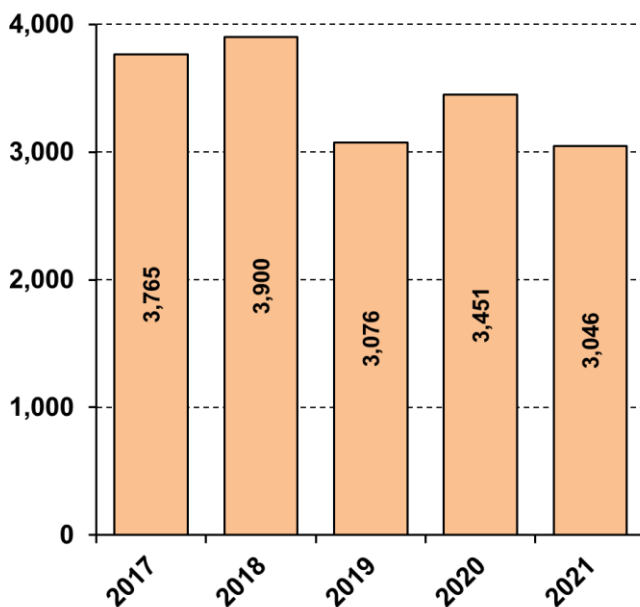
Harvest: 3,046

Season Record: 5,973 (2006)

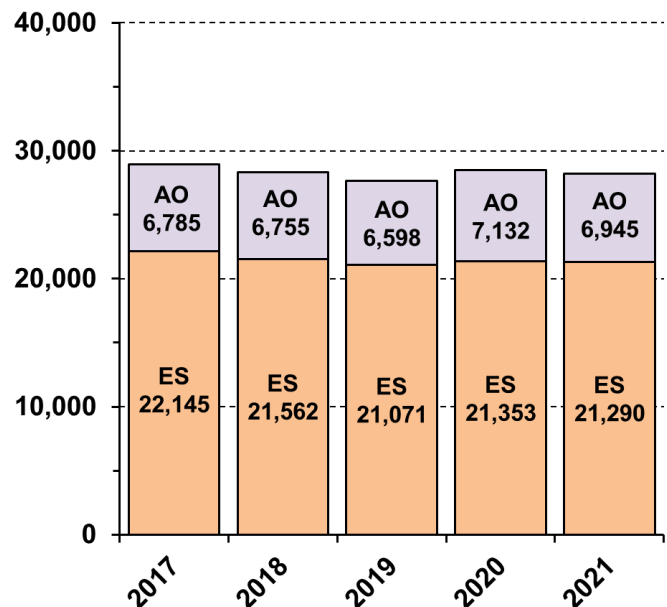
Harvest Sex Ratio: 42.6% male: 57.4% female (32.6% antlered: 67.4% antlerless)

Top 5 Counties: Pike (122), Adams (104), Randolph (101), Schuyler (81), Jefferson (77)

Muzzleloader deer season harvest trends



Muzzleloader deer season permits issued



2021-2022 Late-Winter Deer Season Results

Length: 7 days

Number of Counties Open: 20 (Brown, Clay, Crawford, Effingham, Fulton, Hamilton, Henderson, Knox, Lee, Macoupin, Madison, Marion, McDonough, Mercer, Monroe, Perry, Putnam, Rock Island, Saline, Shelby)

Special Regulations: Legal weapons were shotguns, muzzleloaders, or handguns. County-specific resident antlerless-only permits available OTC from license vendors (unlimited availability). Hunters with unfilled permits for the Firearm, Muzzleloader, or Youth deer seasons were allowed to hunt the Late-Winter Deer Season to harvest antlerless deer, so long as the permit was issued for an open county. Persons with an unfilled Muzzleloader Season permit must use a muzzleloading rifle.

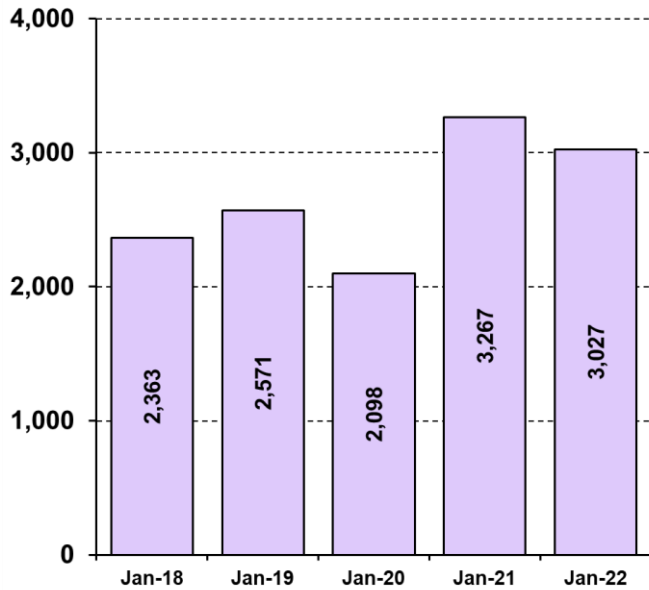
Harvest: 3,027

Season Record: 17,434 (Jan. 2010)

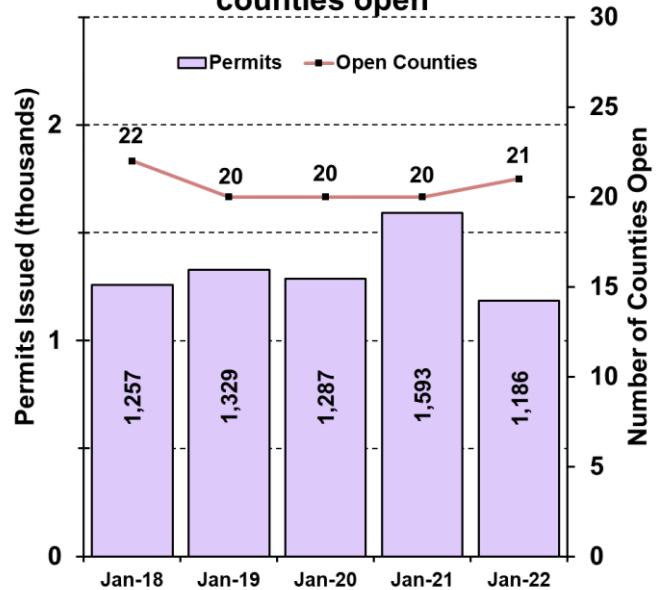
Harvest Sex Ratio: 16.4% male: 83.6% female

Top 5 Counties: Fulton (353), Perry (281), Marion (250), Macoupin (215), Brown (209),

Late-Winter deer season harvest trends



Late-Winter season permits issued and counties open



2021-2022 Special CWD Deer Season Results

Length: 7 days (concurrent with Late-Winter Season)

Number of Counties Open: 16 (Boone, Carroll, DeKalb, Grundy, JoDaviess, Kane, Kankakee, Kendall, LaSalle, Lee, Livingston, McHenry, Ogle, Stephenson, Winnebago and Will)

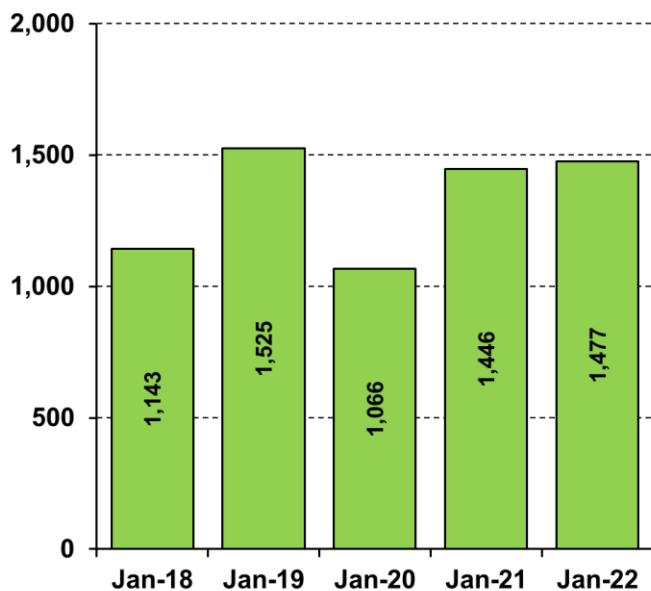
Special Regulations: Legal weapons were shotguns, muzzleloaders, or handguns. County-specific antlerless-only permits available OTC without limit to residents and nonresidents. Unfilled firearm, muzzleloader, and youth permits valid for open counties may be used during this season as long as the hunter uses only the weapon(s) allowed by that permit, and only harvests the sex of deer allowed by that permit. The limit of 2 antlered deer was waived during this season.

Harvest: 1,477

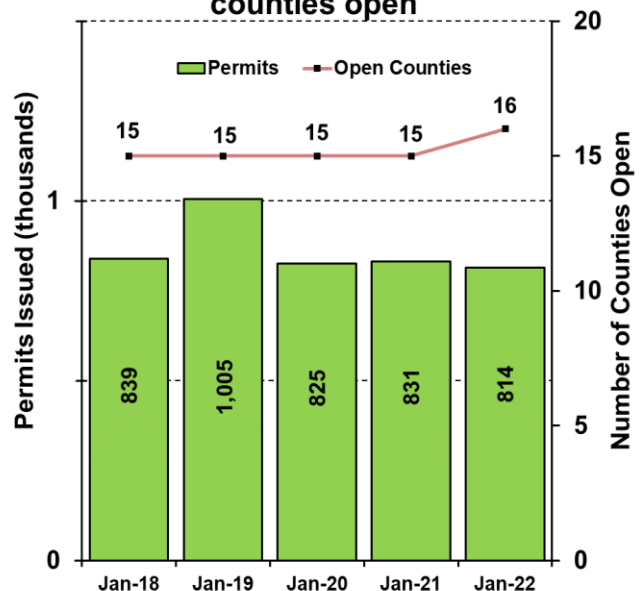
Previous Record: 1,825 (Jan. 2015)

Harvest Sex Ratio: 39.1% male: 60.9% female (27.4% antlered: 72.6% antlerless)

Special CWD deer season harvest trends



Special CWD season permits issued and counties open



Harvest Age/Sex Summary (All Seasons)

Deer reported via the automated harvest reporting system were placed into age classes based on morphological data reported by the hunter. Age classes were female adult (≥ 1.5 years), female fawn, male adult (≥ 2.5 years), male yearling (1.5 years), and male fawn.

2021 Illinois deer harvest composition by season by sex/age class ¹							
Sex/Age Class	Archery	Youth	Firearm	Muzzleloader	Late-Winter	CWD	All Seasons
Female adult	38.0%	41.6%	33.8%	49.1%	69.7%	52.7%	37.0%
Female fawn	6.1%	7.9%	6.8%	8.3%	13.9%	8.2%	6.7%
Male adult	31.3%	17.9%	32.1%	21.6%	0.0%	15.8%	30.5%
Male yearling	17.1%	21.8%	17.5%	11.0%	1.7%	11.6%	16.9%
Male fawn	7.5%	10.9%	9.8%	10.0%	14.7%	11.6%	8.9%
Total Harvest	66,630	1,847	70,456	3,046	2,982	1,477	146,438

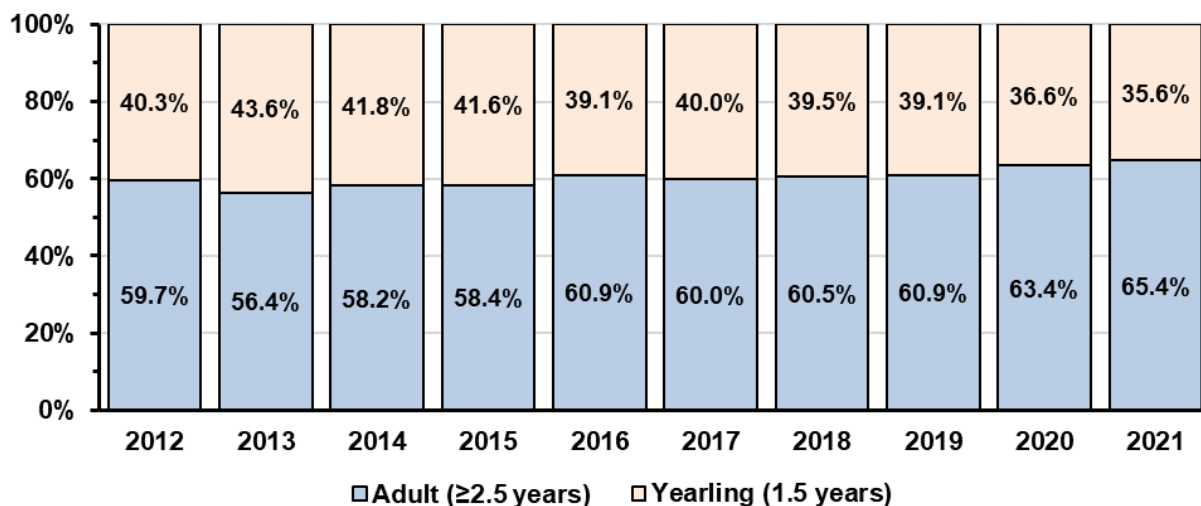
¹ Only harvested deer for which there was complete age/sex information were used in calculating percentages.

Age structure of antlered bucks in the 2021 Illinois deer harvest ¹			
	Archery Season	All Gun Seasons	All Harvest
Male yearling (1.5 years)	35.4%	35.8%	35.6%
Male adult (≥ 2.5 years)	62.6%	64.2%	64.4%

¹ Only harvested deer for which there was complete age/sex information were used in calculating percentages.

Proportion of antlered deer harvest by number of antler points								
	Number of Points							
	Spike	3-4	5-6	7-8	9-10	11-12	13-14	>14
Archery Season	2.6%	6.0%	9.2%	36.4%	32.1%	10.0%	2.6%	1.1%
All Gun Seasons	4.4%	8.4%	12.4%	39.3%	26.1%	7.2%	1.6%	0.6%
All Seasons	3.5%	7.3%	10.9%	38.0%	28.9%	8.5%	2.1%	0.9%

Trend in antlered buck age structure (all seasons), 2011-2020



2021 ILLINOIS COUNTY DEER HARVEST BY SEX FOR EACH SEASON (state sites included in county totals)

County	Youth			Muzzleloader			Late-Winter/CWD			Firearm			Archery			All Seasons		
	M	F	Total	M	F	Total	M	F	Total	M	F	Total	M	F	Total	M	F	Total
Adams	24	26	50	29	75	104	0	0	0	1044	946	1990	867	561	1428	1964	1608	3572
Alexander	1	1	2	10	14	24	0	0	0	242	120	362	119	70	189	372	205	577
Bond	10	5	15	9	11	20	0	0	0	399	248	647	267	172	439	685	436	1121
Boone	0	0	0	2	2	4	13	14	27	70	35	105	123	53	176	208	104	312
Brown	29	10	39	25	30	55	29	180	209	446	366	812	533	329	862	1062	915	1977
Bureau	5	5	10	19	30	49	0	0	0	521	374	895	388	323	711	933	732	1665
Calhoun	6	15	21	26	27	53	0	0	0	308	342	650	417	373	790	757	757	1514
Carroll	4	1	5	5	14	19	29	52	81	250	190	440	280	231	511	568	488	1056
Cass	7	2	9	12	14	26	0	0	0	326	261	587	382	287	669	727	564	1291
Champaign	11	2	13	6	8	14	0	0	0	142	59	201	232	135	367	391	204	595
Christian	9	10	19	11	15	26	0	0	0	338	218	556	299	230	529	657	473	1130
Clark	14	13	27	24	26	50	0	0	0	609	410	1019	467	345	812	1114	794	1908
Clay	12	18	30	18	14	32	25	108	133	657	456	1113	380	291	671	1092	887	1979
Clinton	10	8	18	7	8	15	0	0	0	431	235	666	315	254	569	763	505	1268
Coles	7	7	14	8	10	18	8	37	45	418	240	658	408	309	717	849	603	1452
Cook	0	0	0	0	0	0	0	0	0	0	0	0	96	37	133	96	37	133
Crawford	10	11	21	11	10	21	14	86	100	554	334	888	511	413	924	1100	854	1954
Cumberland	20	11	31	10	15	25	0	0	0	461	299	760	283	270	553	774	595	1369
DeKalb	0	2	2	3	0	3	15	24	39	68	39	107	137	75	212	223	140	363
DeWitt	3	3	6	6	16	22	0	0	0	180	137	317	281	278	559	470	434	904
Douglas	2	2	4	2	4	6	0	0	0	109	40	149	133	79	212	246	125	371
DuPage	0	0	0	0	0	0	0	0	0	0	0	0	24	13	37	24	13	37
Edgar	5	4	9	13	10	23	0	0	0	341	180	521	304	211	515	663	405	1068
Edwards	3	2	5	4	15	19	0	0	0	259	130	389	147	136	283	413	283	696
Effingham	29	26	55	13	16	29	21	90	111	586	328	914	390	314	704	1039	774	1813
Fayette	15	13	28	17	35	52	0	0	0	925	644	1569	607	482	1089	1564	1174	2738
Ford	3	0	3	0	2	2	0	0	0	76	33	109	42	9	51	121	44	165
Franklin	3	8	11	17	23	40	0	0	0	682	552	1234	523	601	1124	1225	1184	2409
Fulton	20	22	42	42	33	75	66	287	353	983	684	1667	953	633	1586	2064	1659	3723
Gallatin	2	5	7	7	4	11	0	0	0	234	139	373	169	117	286	412	265	677
Greene	10	21	31	22	47	69	0	0	0	506	448	954	424	419	843	962	935	1897
Grundy	4	1	5	2	4	6	32	56	88	151	84	235	197	122	319	386	267	653
Hamilton	22	13	35	10	10	20	24	127	151	637	363	1000	419	383	802	1112	896	2008
Hancock	24	12	36	20	53	73	0	0	0	790	780	1570	639	381	1020	1473	1226	2699
Hardin	1	4	5	7	22	29	0	0	0	402	274	676	214	194	408	624	494	1118
Henderson	1	2	3	7	5	12	17	56	73	218	167	385	243	144	387	486	374	860
Henry	8	4	12	11	10	21	0	0	0	258	156	414	279	235	514	556	405	961
Iroquois	6	5	11	14	16	30	0	0	0	310	107	417	256	178	434	586	306	892

2021 ILLINOIS COUNTY DEER HARVEST BY SEX FOR EACH SEASON (state sites included in county totals)

County	Youth			Muzzleloader			Late-Winter/CWD			Firearm			Archery			All Seasons		
	M	F	Total	M	F	Total	M	F	Total	M	F	Total	M	F	Total	M	F	Total
Jackson	19	25	44	27	30	57	0	0	0	1128	737	1865	569	519	1088	1743	1311	3054
Jasper	15	20	35	14	24	38	0	0	0	593	434	1027	457	409	866	1079	887	1966
Jefferson	29	35	64	26	51	77	0	0	0	1080	738	1818	956	877	1833	2091	1701	3792
Jersey	3	8	11	10	11	21	0	0	0	339	249	588	356	249	605	708	517	1225
JoDaviess	19	9	28	25	27	52	112	180	292	682	553	1235	587	395	982	1425	1164	2589
Johnson	7	7	14	22	27	49	0	0	0	694	465	1159	402	394	796	1125	893	2018
Kane	0	0	0	2	0	2	4	6	10	19	12	31	203	132	335	228	150	378
Kankakee	3	1	4	4	5	9	24	27	51	127	59	186	158	119	277	316	211	527
Kendall	0	0	0	5	1	6	13	13	26	45	26	71	109	85	194	172	125	297
Knox	9	5	14	20	25	45	34	104	138	593	471	1064	564	412	976	1220	1017	2237
Lake	0	0	0	0	0	0	0	0	0	2	1	3	163	91	254	165	92	257
LaSalle	4	8	12	7	12	19	57	106	163	347	216	563	392	320	712	807	662	1469
Lawrence	4	3	7	13	13	26	0	0	0	333	206	539	267	223	490	617	445	1062
Lee	5	8	13	13	9	22	39	75	114	266	178	444	282	185	467	605	455	1060
Livingston	4	6	10	2	5	7	23	28	51	244	137	381	134	97	231	407	273	680
Logan	8	3	11	10	10	20	0	0	0	208	104	312	213	160	373	439	277	716
Macon	8	4	12	5	19	24	0	0	0	153	67	220	271	213	484	437	303	740
Macoupin	13	24	37	20	25	45	37	178	215	813	618	1431	677	519	1196	1560	1364	2924
Madison	8	13	21	8	12	20	12	36	48	407	230	637	573	483	1056	1008	774	1782
Marion	31	19	50	28	19	47	35	215	250	857	542	1399	681	526	1207	1632	1321	2953
Marshall	7	9	16	10	12	22	0	0	0	330	217	547	208	162	370	555	400	955
Mason	5	6	11	6	9	15	0	0	0	249	103	352	284	220	504	544	338	882
Massac	5	5	10	11	10	21	0	0	0	227	155	382	190	177	367	433	347	780
McDonough	10	9	19	31	23	54	10	78	88	403	324	727	379	262	641	833	696	1529
McHenry	1	0	1	3	5	8	30	36	66	159	84	243	439	205	644	632	330	962
McLean	9	8	17	6	13	19	0	0	0	321	211	532	272	244	516	608	476	1084
Menard	5	1	6	10	16	26	0	0	0	183	146	329	219	181	400	417	344	761
Mercer	1	5	6	16	17	33	12	96	108	441	302	743	299	199	498	769	619	1388
Monroe	9	15	24	11	14	25	16	99	115	597	338	935	267	212	479	900	678	1578
Montgomery	13	17	30	7	12	19	0	0	0	478	324	802	485	402	887	983	755	1738
Morgan	9	6	15	14	16	30	0	0	0	358	222	580	411	256	667	792	500	1292
Moultrie	6	5	11	3	7	10	0	0	0	142	67	209	214	206	420	365	285	650
Ogle	6	12	18	8	9	17	68	127	195	352	194	546	326	215	541	760	557	1317
Peoria	9	9	18	13	23	36	0	0	0	467	347	814	585	447	1032	1074	826	1900
Perry	16	18	34	28	28	56	30	251	281	647	461	1108	469	407	876	1190	1165	2355
Piatt	1	1	2	3	5	8	0	0	0	88	23	111	137	105	242	229	134	363
Pike	52	31	83	43	79	122	0	0	0	858	775	1633	1251	992	2243	2204	1877	4081
Pope	8	10	18	12	16	28	0	0	0	781	439	1220	465	406	871	1266	871	2137

2021 ILLINOIS COUNTY DEER HARVEST BY SEX FOR EACH SEASON (state sites included in county totals)

County	Youth			Muzzleloader			Late-Winter/CWD			Firearm			Archery			All Seasons		
	M	F	Total	M	F	Total	M	F	Total	M	F	Total	M	F	Total	M	F	Total
Pulaski	3	4	7	6	7	13	0	0	0	192	87	279	129	139	268	330	237	567
Putnam	1	3	4	4	6	10	9	34	43	188	124	312	144	137	281	346	304	650
Randolph	30	70	100	33	68	101	0	0	0	1202	904	2106	674	588	1262	1939	1630	3569
Richland	3	5	8	10	18	28	0	0	0	388	284	672	273	247	520	674	554	1228
Rock Island	6	7	13	16	13	29	15	59	74	342	243	585	330	279	609	709	601	1310
Saline	19	11	30	13	10	23	15	151	166	475	283	758	312	282	594	834	737	1571
Sangamon	12	13	25	15	16	31	0	0	0	318	210	528	472	394	866	817	633	1450
Schuyler	25	15	40	39	42	81	37	155	192	663	606	1269	688	431	1119	1452	1249	2701
Scott	2	3	5	3	12	15	0	0	0	195	132	327	187	146	333	387	293	680
Shelby	22	13	35	19	18	37	31	103	134	733	446	1179	595	462	1057	1400	1042	2442
St. Clair	9	10	19	9	9	18	0	0	0	455	244	699	451	360	811	924	623	1547
Stark	1	2	3	2	4	6	0	0	0	91	61	152	71	66	137	165	133	298
Stephenson	7	2	9	7	6	13	51	70	121	283	197	480	225	182	407	573	457	1030
Tazewell	4	5	9	9	12	21	0	0	0	274	206	480	387	313	700	674	536	1210
Union	8	15	23	16	35	51	0	0	0	705	439	1144	376	470	846	1105	959	2064
Vermilion	8	6	14	25	20	45	0	0	0	357	240	597	625	448	1073	1015	714	1729
Wabash	0	1	1	4	4	8	0	0	0	120	43	163	126	101	227	250	149	399
Warren	0	1	1	9	13	22	0	0	0	239	192	431	170	116	286	418	322	740
Washington	16	4	20	18	27	45	0	0	0	560	364	924	343	288	631	937	683	1620
Wayne	17	23	40	18	25	43	0	0	0	809	561	1370	581	521	1102	1425	1130	2555
White	9	8	17	16	29	45	0	0	0	402	311	713	336	297	633	763	645	1408
Whiteside	3	6	9	9	12	21	0	0	0	279	228	507	289	229	518	580	475	1055
Will	4	0	4	3	4	7	28	45	73	106	61	167	419	311	730	560	421	981
Williamson	9	12	21	26	28	54	0	0	0	1018	595	1613	711	634	1345	1764	1269	3033
Winnebago	2	1	3	6	8	14	39	41	80	167	81	248	303	165	468	517	296	813
Woodford	12	15	27	17	16	33	0	0	0	317	256	573	363	389	752	709	676	1385
Totals	933	914	1847	1297	1749	3046	1074	3430	4504	41820	28591	70411	37242	29388	66630	82366	64072	146438
Proportion	0.51	0.49		0.43	0.57		0.24	0.76		0.59	0.41		0.56	0.44		0.56	0.44	