



SUMMARY OF 2019-2020 ILLINOIS DEER SEASONS

Peter E. Schlichting

Forest Wildlife Program, Illinois Department of Natural Resources



General Information

Season Dates:

Archery Season: Oct. 1, 2019 - Jan. 19, 2020; closed during firearm deer season in counties open to firearm deer hunting

Youth Season: Oct. 12 - 14, 2019 (hunting also allowed during 1st firearm season, Nov. 22 - 24, 2019)

Firearm Season: Nov. 22 - 24, 2019 and Dec. 5 - 8, 2019

Muzzleloader Season: Dec. 13 - 15, 2019 (hunting also allowed during 2nd firearm season, Dec. 5 - 8, 2019)

Late-Winter Antlerless Season/CWD Season: Dec. 26 - 29, 2019 and Jan. 17 - 19, 2020

Total Days of Deer Hunting: 111

Bag Limit: One deer per legal permit, with no set limit for total number of deer allowed. No more than 2 antlered deer during the year, except additional antlered deer may be taken during the special CWD season only.

Significant Changes: Two counties previously open to Late Winter Season hunting were closed; while two counties previously closed were re-opened to that season.

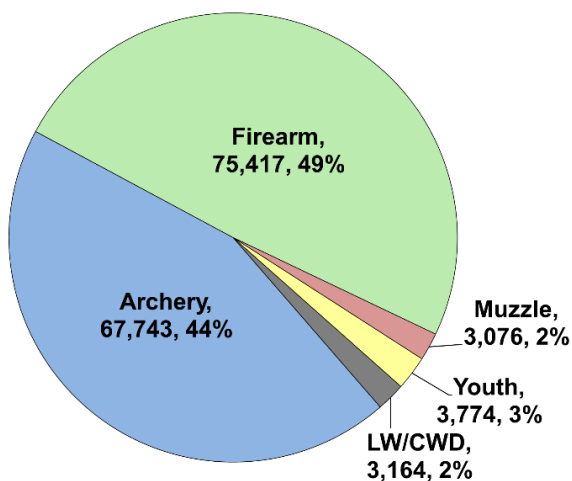
Harvest Reporting: Successful deer hunters were required to register their harvest by 10 p.m. on the same calendar day as the deer was taken by using an automated harvest reporting system (telephone or internet). The only exception to automated harvest reporting occurred in select northern Illinois counties during the firearm deer season, where mandatory check stations were staffed by IDNR biologists to collect tissue samples for CWD surveillance.

Total Harvest (all seasons): 153,174

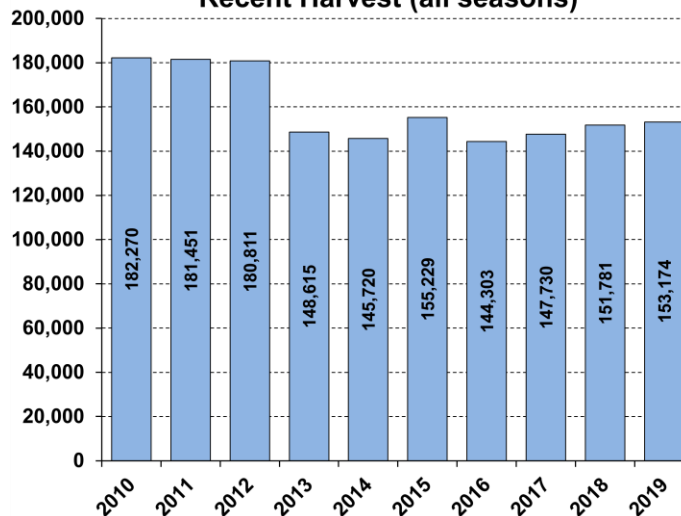
Record Harvest: 201,209 (2005)

Harvest Sex Ratio (all seasons): 54.7% male: 45.3% female; (46.5% antlered: 53.5% antlerless)

2019-2020 Harvest by Season



Recent Harvest (all seasons)



Permitting

IDNR's Permit Office issued 527,394 deer permits for all seasons, including both lottery-issued permits and over-the-counter permits. This represents an increase (3.1%) from the 511,511 permits issued for 2018. Increases occurred in archery (+5.9%), firearm (+1.6%), and youth (+5.5%) seasons and decreases occurred in muzzleloader (-2.3%), late winter (-3.2%), and CWD antlerless seasons (-21.8%).

Number and types of permits issued for the 2019-2020 deer seasons				
Archery	Number of Resident Permits	Number of Nonresident Permits	Total Permits	Percent Nonresident
Landowner POH Permit, Either-Sex ¹	28,547	1,181	29,728	3.97%
Landowner POH Permit, Antlerless-only ¹	28,547	1,181	29,728	3.97%
Single Either-Sex Permit	437	0	437	0.00%
Single Antlerless-Only Permit	5,352	3,282	8,634	38.01%
Combination OTC Permit (1 ES + 1 AO)	123,690	18,074	141,764	12.75%
TOTAL	186,573	23,718	210,291	11.28%
Firearm				
Landowner POH Permit, Either-Sex ¹	32,133	1,397	33,530	4.17%
Landowner POH Permit, Antlerless-only ¹	32,133	1,397	33,530	4.17%
Landowner Countywide Hunting Permit	0	0	0	0.00%
Full-season Either-Sex Permit	130,640	8,927	139,567	6.40%
Full-season Antlerless-only Permit	61,821	6,217	68,038	9.14%
First-season Either-Sex Permit	737	2	739	0.27%
First-season Antlerless-only Permit	284	2	286	0.70%
Second-season Either-Sex Permit	884	0	884	0.00%
Second-season Antlerless-only Permit	63	0	63	0.00%
TOTAL	258,695	17,942	276,637	6.49%
Muzzleloader				
Either-Sex Permit	19,847	1,224	21,071	5.81%
Antlerless-only Permit	5,884	714	6,598	10.82%
TOTAL	25,731	1,938	27,669	7.00%
Other Seasons				
Late Winter Antlerless-only Permit	1,287	0	1,287	0.00%
CWD Antlerless-only Permit ²	825	0	825	0.00%
Youth Either-Sex Permit ²	10,685	0	10,685	0.00%
Total: All Seasons/Permit Types	483,796	43,598	527,394	8.27%

¹ POH = "property only hunting"; a landowner permit that is valid only on the property owned/leased by that landowner

² Permits for these seasons are issued without respect to residency status (i.e., the same permit is issued to both residents & nonresidents)

2019 Archery Deer Season Results

Length: 111 days (104 days in counties open to firearm deer hunting)

Number of Counties Open: 102

Special Regulations: Resident combination permits (one either-sex and one antlerless-only tag) were available over-the-counter (OTC) in unlimited quantities. Nonresident combination permits were limited to a quota of 25,000 and issued via lottery with any remaining permits available OTC. Single resident either-sex permits (limit 1 per hunter) were available by application to the Permit Office prior to September 1. Single antlerless-only permits were available to both resident and nonresident hunters OTC without limit, with a 2-tiered fee structure for non-residents dependent upon whether an either-sex archery permit was held. This was the third year in which crossbows were legal for all hunters for the entire archery season.

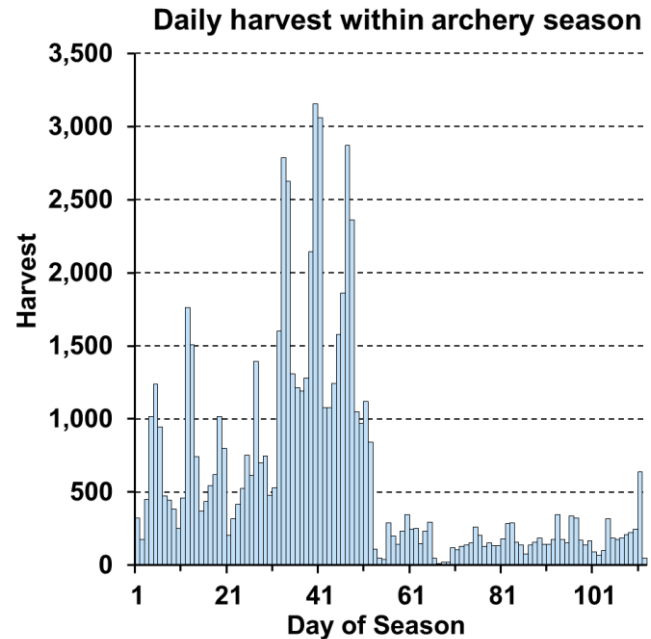
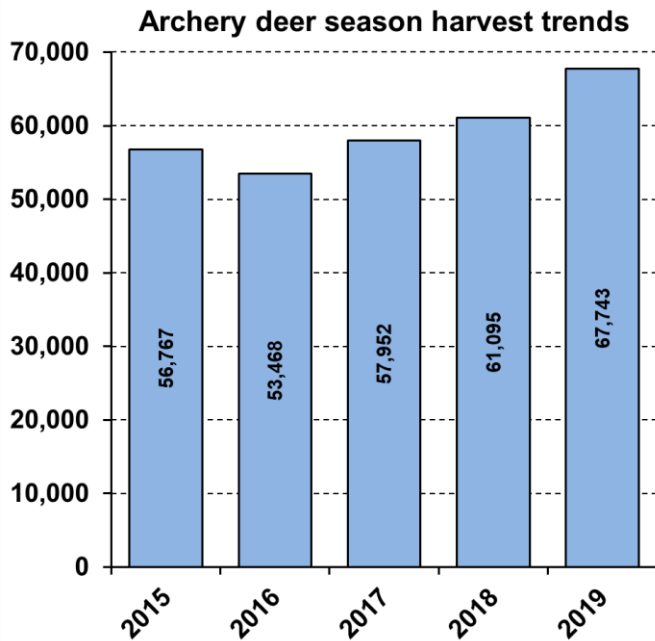
Harvest: 67,743 (new record)

Previous Season Record: 66,093 (2005)

Harvest Sex Ratio: 53.8% male: 46.2% female (47.2% antlered: 52.8% antlerless)

Top 5 Counties: Pike (2,155), Fulton (1,747), Jefferson (1,720), Adams (1,492), Williamson (1,402)

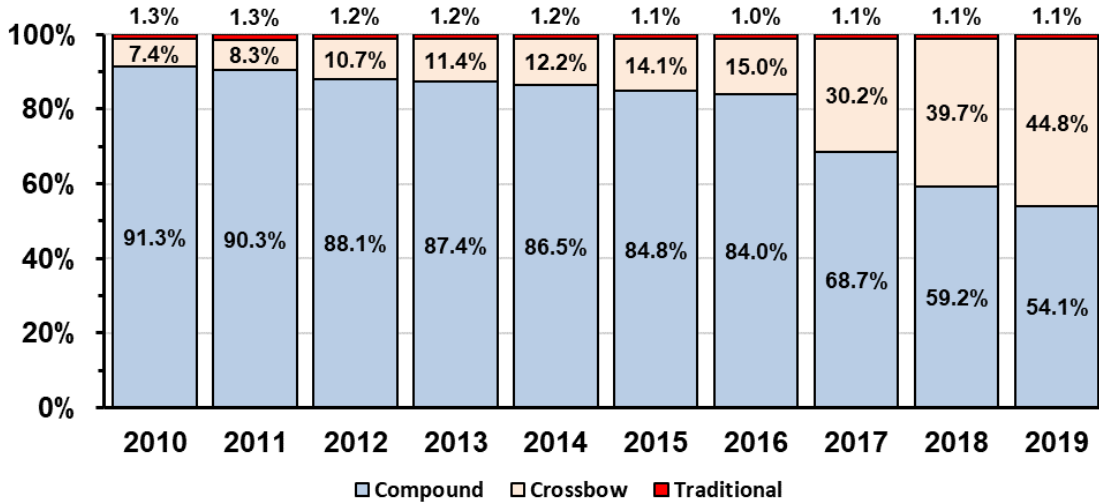
Harvest by Type of Bow: 54.1% compound, 44.8% crossbow, 1.1% traditional bows. Crossbow harvest continued to increase as a result of 2017 legislation that removed restrictions on crossbow use, treating the crossbow just like any other type of bow during hunting seasons (see included chart).



Trends in the number of archery deer season permits issued statewide

Permit Type	2015	2016	2017	2018	2019
Landowner Property-Only Hunting Permit, Either-Sex	32,660	32,610	32,336	26,020	29,728
Landowner Property-Only Hunting Permit, Antlerless-Only	32,660	32,610	32,336	26,020	29,728
Single Either-Sex Permit	447	318	396	477	437
Single Antlerless-Only Permit	6,067	6,909	7,048	7,594	8,634
Combination Over-the-Counter Permit (double permit)	136,721	132,981	136,826	138,346	141,764
TOTAL	208,555	205,428	208,942	198,457	210,291

Archery Deer Harvest by Bow Type, 2010-2019



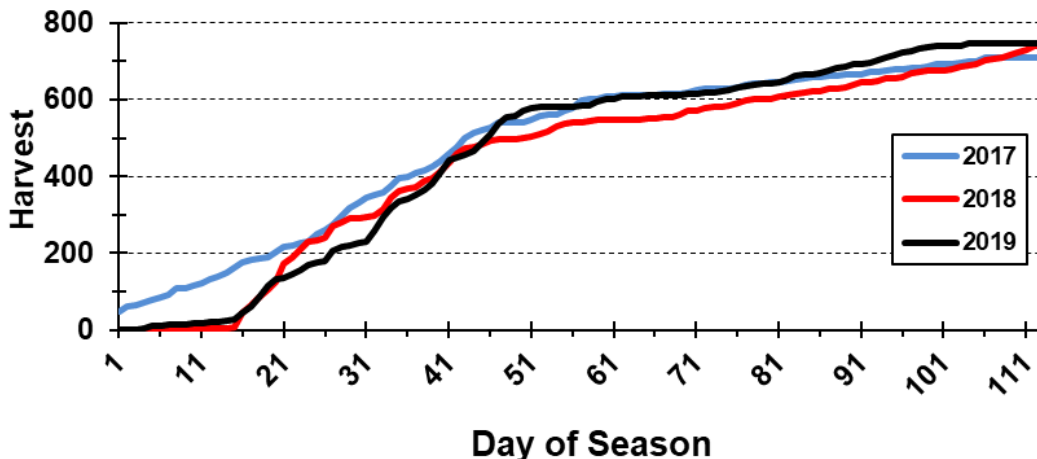
Harvest Results in the 5-County Restricted Archery Zone

Special Regulations: In order to reduce doe harvest and help grow deer populations to their appropriate county goals, archery hunters in the counties of Champaign, Douglas, Macon, Moultrie, and Piatt were permitted to harvest only antlered deer during the first 15 days of the season (October 1-15). This restriction was introduced in 2018 and will continue at least through 2020.

Results: Aside from the first 3 days which were unseasonably warm, the first 15 days of Illinois' archery season had near average temperatures within the 5-county restricted archery zone. Hunter participation was high during this period as a result with a 57% increase in antlered harvest over the previous year and was similar to antlered harvest in 2017. The 15-day antlerless harvest restrictions did initially reduce doe harvest, but hunters reached 2017 levels within 33 days after restrictions ended (see graph below depicting harvest chronology). The final doe harvest in the zone was 747 in 2019, compared to 741 in 2018, and 709 in 2017.

Outlook: Previous use of this type of regulation was highly successful in east-central Illinois, with no compensatory increase in doe harvest after resumption of unrestricted regulations. The increase in doe harvest in 2018 and 2019 suggest that further action may be needed to grow the deer herd in these counties. If the current 15-day restrictions on harvest do not result in significant decreases in harvest in the 2020-2021 season and populations remain below goal, then we will recommend that the restriction be increased to a month-long prohibition on antlerless harvest. Harvest would be 'buck-only' until from October 1 to November 1. We project that such a restriction would result in an approximate 25% decrease in archery doe harvest within the Zone.

Archery Doe Harvest Chronology in the Restricted Zone



2019 Youth Deer Season Results

Length: 3 days

Number of Counties Open: 99 (closed in Cook, DuPage, and Lake)

Special Regulations: Participation limited to youths under the age of 18 (changed from 16 in 2016), and hunters must be accompanied by a responsible supervising adult. One county-specific either-sex permit (available OTC) or one special hunt area permit (issued via lottery) allowed per hunter. Unfilled youth permits were also valid during 1st segment of firearm deer season.

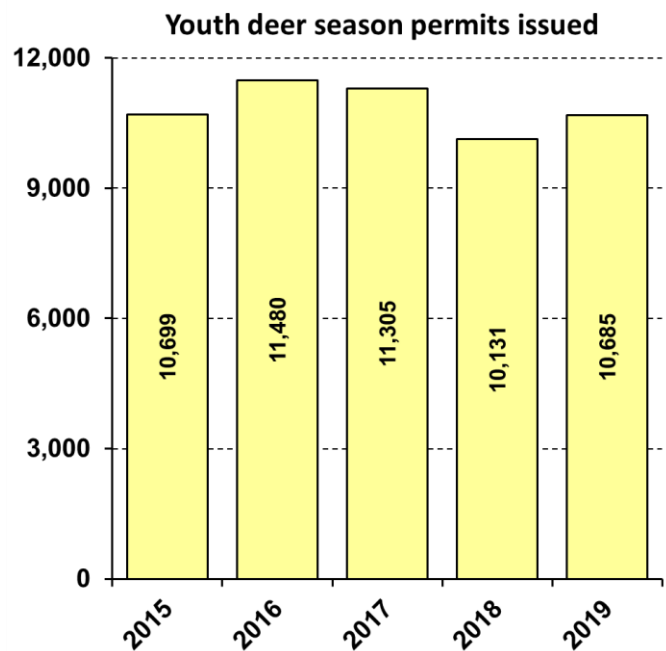
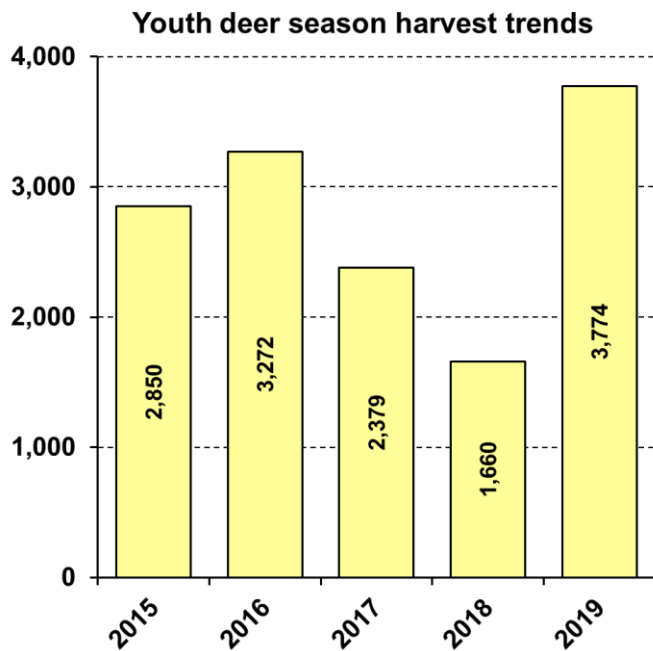
Harvest: 3,774 (new record)

Previous Season Record: 3,272 (2016)

Harvest Sex Ratio: 53.9% male: 46.1% female (46.5% antlered: 53.5% antlerless)

Hunter Success Rate: 35.3% (does not include deer taken during 1st regular firearm season)

Top 5 Counties: Randolph (173), Pike (171), Adams (125), Jefferson (101), Fulton (99)



2019 Firearm Deer Season Results

Length: 7 days (split; one 3-day [Fri-Sun] + one 4-day [Thu-Sun] segment)

Number of Counties Open: 99 (closed in Cook, DuPage, Lake)

Special Regulations: County-specific (or special hunt area-specific) permits issued via lotteries; unallocated permits subsequently available OTC through end of season. Mandatory check stations in effect for 14 northern Illinois counties (*JoDaviess, Stephenson, Winnebago, Boone, McHenry, Ogle, DeKalb, Kane, Kendall, Kankakee, LaSalle, Livingston, Grundy, and Will*) for chronic wasting disease (CWD) surveillance; other counties used automated harvest reporting. Archery equipment remained legal for use during firearm deer season with a valid firearm permit on private land only.

Weather Conditions: Although November started colder than average, opening weekend had near average temperatures, providing good hunting conditions. Precipitation was restricted to the southern portion of the state. During second season, conditions were favorable throughout the weekend with negligible precipitation.

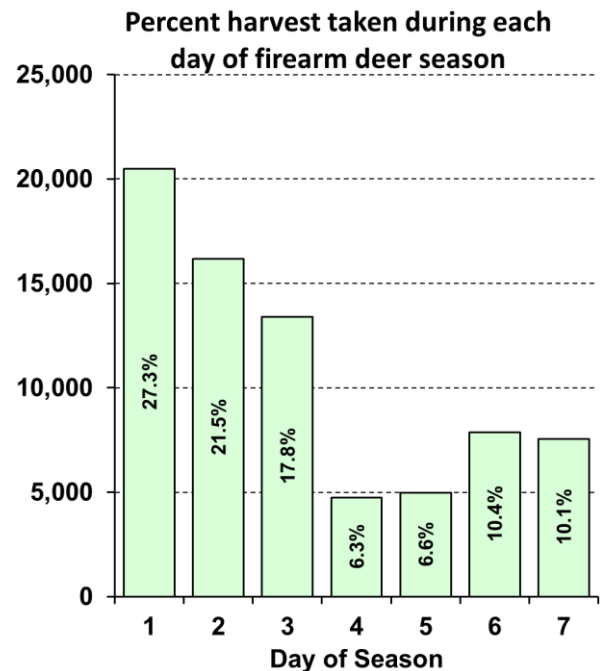
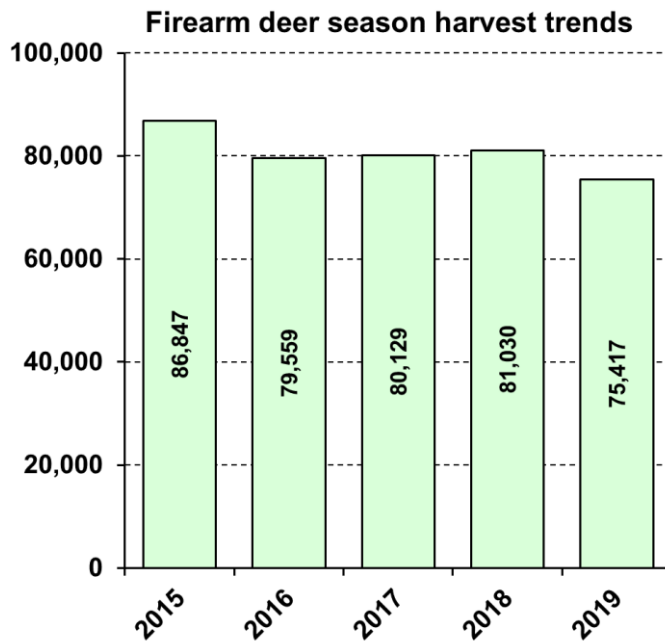
Corn Harvest: Harvest was delayed in 2019 due to wet weather and late planting. Statewide harvest was 80% complete in the week going into first season.

Deer Harvest: 75,417

Season Record: 123,792 (2005)

Harvest Sex Ratio: 57.3% male: 42.7% female (47.9% antlered: 52.1% antlerless)

Top 5 Counties: Randolph (2,260), Adams (2,178), Jackson (2,109), Pike (1,929), Fulton (1,904)



Trends in the number of firearm deer season permits issued statewide

Permit Type	2015	2016	2017	2018	2019
Landowner Property-Only Hunting Permit, Either-Sex	39,183	38,677	37,988	29,342	33,530
Landowner Property-Only Hunting Permit, Antlerless-Only	38,823	38,327	37,988	29,342	33,530
Full-season Either-Sex Permit	155,263	155,915	148,049	141,674	139,567
Full-season Antlerless-Only Permit	87,746	80,024	74,333	69,884	68,038
First-season Either-Sex Permit	718	719	727	744	739
First-season Antlerless-Only Permit	371	347	310	305	286
Second-season Either-Sex Permit	995	958	957	922	884
Second-season Antlerless-Only Permit	56	63	48	59	63
TOTAL	323,155	315,030	300,400	272,272	276,637

2019 Muzzleloader Deer Season Results

Length: 3 days

Number of Counties Open: 99 (closed in Cook, DuPage, Lake)

Special Regulations: County-specific (or special hunt area-specific) permits issued via lotteries; unallocated permits subsequently available OTC through end of season. Hunters with muzzleloader permits were also allowed to hunt with a muzzleloader during the 2nd Firearm Deer Season (4 days). Recipients of landowner permits (for their own property only) valid during the Firearm Deer Season could use those unfilled permits during the Muzzleloader Deer Season so long as they used a muzzleloading rifle.

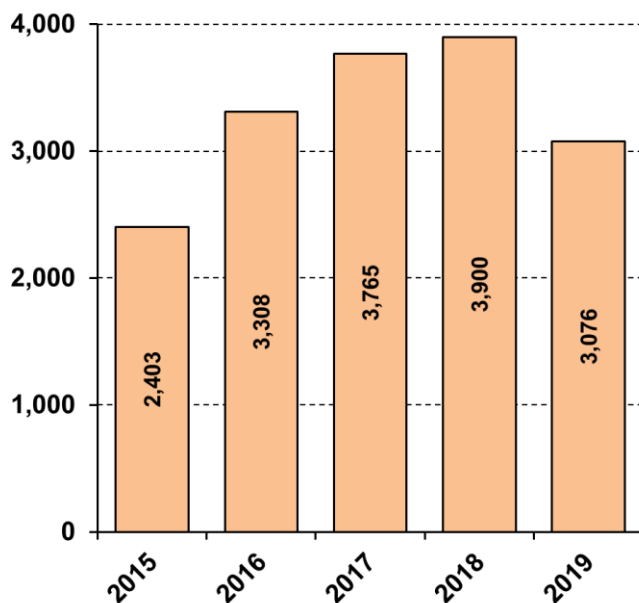
Harvest: 3,076

Season Record: 5,973 (2006)

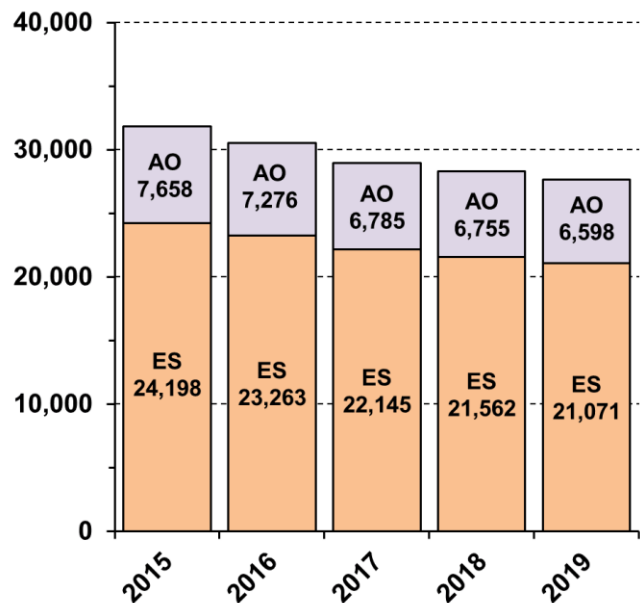
Harvest Sex Ratio: 41.3% male: 58.7% female (31.8% antlered: 68.2% antlerless)

Top 5 Counties: Pike (142), Jefferson (99), Hancock (83), Adams (80), Jackson (77),

Muzzleloader deer season harvest trends



Muzzleloader deer season permits issued



2019-2020 Late-Winter Deer Season Results

Length: 7 days

Number of Counties Open: 20 (Brown, Clay, Crawford, Effingham, Fulton, Hamilton, Henderson, Knox, Lee, Macoupin, Madison, Marion, McDonough, Mercer, Monroe, Perry, Putnam, Rock Island, Saline, Shelby)

Special Regulations: Legal weapons were shotguns, muzzleloaders, or handguns. County-specific resident antlerless-only permits available OTC from license vendors (unlimited availability). Hunters with unfilled permits for the Firearm, Muzzleloader, or Youth deer seasons were allowed to hunt the Late Winter Deer Season to harvest antlerless deer, so long as the permit was issued for an open county. Persons with an unfilled Muzzleloader Season permit must use a muzzleloading rifle.

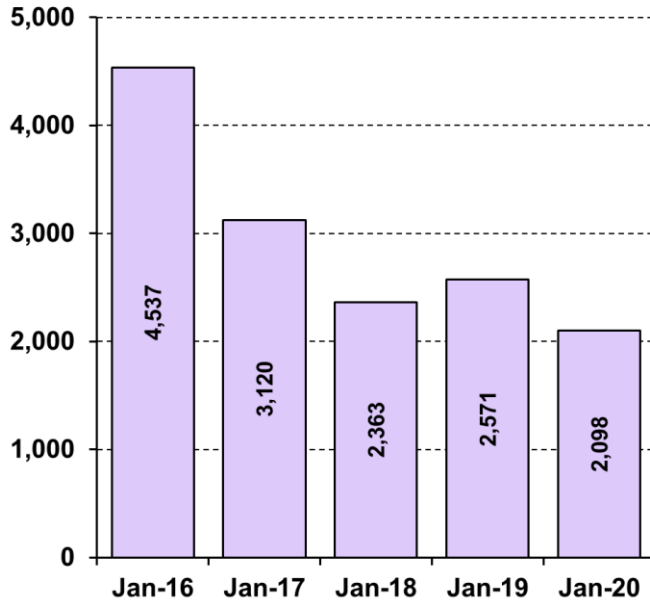
Harvest: 2,098

Season Record: 17,434 (Jan. 2010)

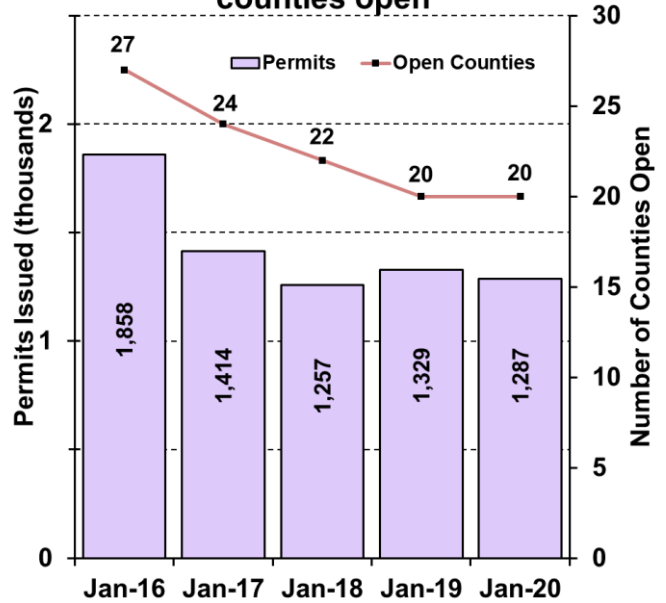
Harvest Sex Ratio: 16.9% male: 83.1% female

Top 5 Counties: Perry (291), Fulton (209), Marion (173), Brown (171), Hamilton (147)

Late-Winter deer season harvest trends



Late-Winter season permits issued and counties open



2019-2020 Special CWD Deer Season Results

Length: 7 days (concurrent with Late-Winter Season)

Number of Counties Open: 15 (JoDaviess, Stephenson, Winnebago, Boone, McHenry, Carroll, Ogle, DeKalb, Kane, Kankakee, Kendall, LaSalle, Livingston, Grundy, and Will)

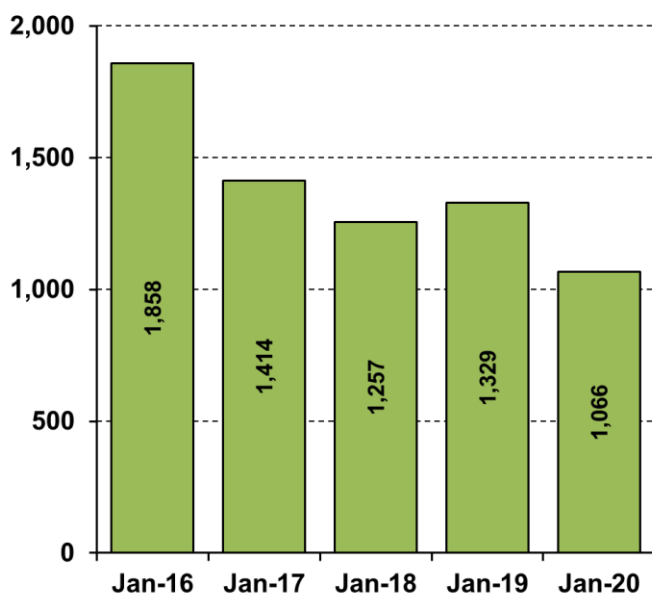
Special Regulations: Legal weapons were shotguns, muzzleloaders, or handguns. County-specific antlerless-only permits available OTC without limit to residents and nonresidents. Unfilled firearm, muzzleloader, and youth permits valid for open counties may be used during this season as long as the hunter uses only the weapon(s) allowed by that permit, and only harvests the sex of deer allowed by that permit. The limit of 2 antlered deer was waived during this season.

Harvest: 1,066

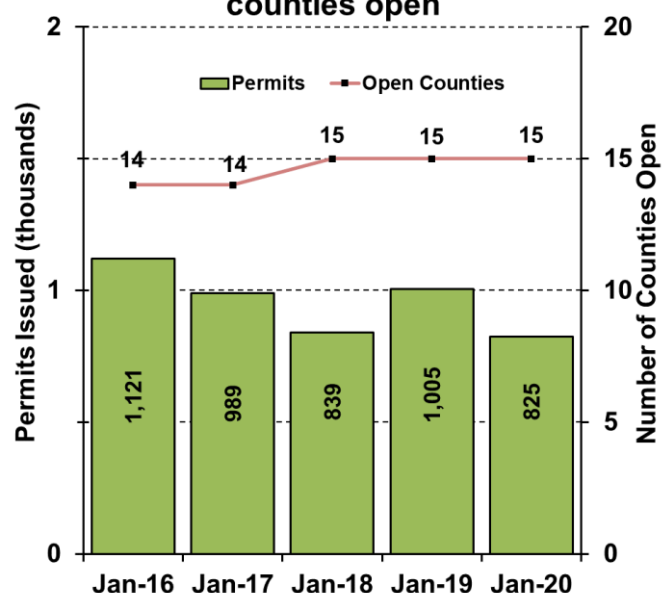
Previous Record: 1,825 (Jan. 2015)

Harvest Sex Ratio: 41.6% male: 58.4% female (29.7% antlered: 70.3% antlerless)

Special CWD deer season harvest trends



Special CWD season permits issued and counties open



Harvest Age/Sex Summary (All Seasons)

At mandatory check stations, age and sex of harvested deer were recorded by IDNR wildlife biologists. For all other deer reported via the automated harvest reporting system, deer were placed into age classes based on morphological data reported by the hunter. Age classes were female adult (≥ 1.5 years), female fawn, male adult (≥ 2.5 years), male yearling (1.5 years), and male fawn.

2019 Illinois deer harvest composition by season by sex/age class ¹							
Sex/Age Class	Archery	Youth	Firearm	Muzzleloader	Late-Winter	CWD	All Seasons
Female adult	39.9%	39.6%	35.9%	50.6%	68.4%	49.5%	38.6%
Female fawn	6.2%	6.5%	6.9%	8.1%	14.7%	8.9%	6.7%
Male adult	29.2%	18.0%	29.2%	21.2%	0.6%	17.0%	28.3%
Male yearling	18.0%	28.5%	18.7%	10.5%	0.7%	12.8%	18.2%
Male fawn	6.6%	7.4%	9.4%	9.5%	15.6%	11.8%	8.2%
Total Harvest	67,743	3,774	75,417	3,076	2,098	1,066	153,174

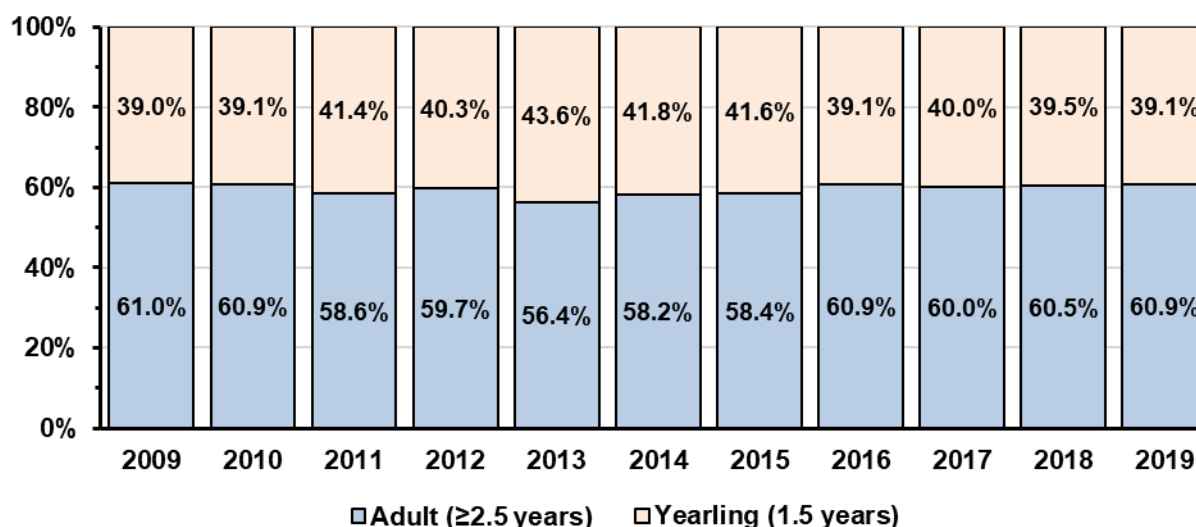
¹ Only harvested deer for which there was complete age/sex information were used in calculating percentages.

Age structure of antlered bucks in the 2019 Illinois deer harvest ¹			
	Archery Season	All Gun Seasons	All Harvest
Male yearling (1.5 years)	38.1%	39.9%	39.1%
Male adult (≥ 2.5 years)	61.9%	60.1%	60.9%

¹ Only harvested deer for which there was complete age/sex information were used in calculating percentages.

Proportion of antlered deer harvest by number of antler points								
	Number of Points							
	Spike	3-4	5-6	7-8	9-10	11-12	13-14	>14
Archery Season	3.7%	7.2%	10.0%	36.7%	29.8%	9.2%	2.3%	1.1%
All Gun Seasons	5.9%	10.4%	13.4%	38.4%	23.9%	6.0%	1.3%	0.6%
All Seasons	4.9%	9.0%	11.8%	37.7%	26.6%	7.5%	1.7%	0.8%

Trend in antlered buck age structure (all seasons), 2009-2019



2019 ILLINOIS COUNTY DEER HARVEST BY SEX FOR EACH SEASON (state sites included in county totals)

County	Youth			Muzzleloader			Late-Winter/CWD			Firearm			Archery			All Seasons		
	M	F	Total	M	F	Total	M	F	Total	M	F	Total	M	F	Total	M	F	Total
Adams	70	55	125	36	44	80	0	0	0	1113	1065	2178	821	671	1492	2040	1835	3875
Alexander	12	12	24	13	11	24	0	0	0	295	158	453	116	116	232	436	297	733
Bond	11	15	26	3	10	13	0	0	0	390	320	710	236	184	420	640	529	1169
Boone	3	1	4	0	2	2	10	11	21	78	31	109	100	45	145	191	90	281
Brown	45	17	62	22	17	39	25	146	171	521	449	970	526	350	876	1139	979	2118
Bureau	14	17	31	17	27	44	0	0	0	556	408	964	383	336	719	970	788	1758
Calhoun	40	16	56	15	27	42	0	0	0	440	409	849	501	390	891	996	842	1838
Carroll	7	9	16	7	13	20	20	55	75	361	280	641	333	265	598	728	622	1350
Cass	11	13	24	10	18	28	0	0	0	338	261	599	356	310	666	715	602	1317
Champaign	7	10	17	10	9	19	0	0	0	142	66	208	230	163	393	389	248	637
Christian	14	15	29	13	14	27	0	0	0	332	232	564	281	265	546	640	526	1166
Clark	17	18	35	16	43	59	0	0	0	582	460	1042	449	397	846	1064	918	1982
Clay	32	29	61	11	18	29	19	71	90	623	475	1098	348	304	652	1033	897	1930
Clinton	18	15	33	9	13	22	0	0	0	397	234	631	307	258	565	731	520	1251
Coles	10	10	20	10	12	22	0	0	0	386	235	621	411	358	769	817	615	1432
Cook	0	0	0	0	0	0	0	0	0	0	0	0	113	35	148	113	35	148
Crawford	20	28	48	15	14	29	26	107	133	467	418	885	448	456	904	976	1023	1999
Cumberland	22	21	43	11	20	31	0	0	0	419	353	772	311	273	584	763	667	1430
DeKalb	2	1	3	4	4	8	11	12	23	72	36	108	118	61	179	207	114	321
DeWitt	10	11	21	13	11	24	0	0	0	216	139	355	233	293	526	472	454	926
Douglas	6	3	9	4	5	9	0	0	0	91	46	137	113	67	180	214	121	335
DuPage	0	0	0	0	0	0	0	0	0	0	0	0	27	15	42	27	15	42
Edgar	6	14	20	15	13	28	0	0	0	324	206	530	267	223	490	612	456	1068
Edwards	12	10	22	9	10	19	0	0	0	218	147	365	159	149	308	398	316	714
Effingham	42	33	75	6	22	28	13	61	74	507	381	888	325	295	620	893	792	1685
Fayette	25	33	58	19	33	52	0	0	0	882	632	1514	611	470	1081	1537	1168	2705
Ford	4	1	5	1	4	5	0	0	0	73	33	106	36	23	59	114	61	175
Franklin	24	18	42	31	34	65	0	0	0	719	657	1376	575	665	1240	1349	1374	2723
Fulton	47	52	99	30	39	69	38	171	209	1055	849	1904	1011	736	1747	2181	1847	4028
Gallatin	8	3	11	7	7	14	0	0	0	240	159	399	182	133	315	437	302	739
Greene	37	29	66	22	30	52	0	0	0	561	482	1043	483	430	913	1103	971	2074
Grundy	5	5	10	1	10	11	15	24	39	163	103	266	187	169	356	371	311	682
Hamilton	37	27	64	20	21	41	17	130	147	627	416	1043	461	415	876	1162	1009	2171
Hancock	42	30	72	29	54	83	0	0	0	852	803	1655	524	379	903	1447	1266	2713
Hardin	8	12	20	15	29	44	0	0	0	470	388	858	233	261	494	726	690	1416
Henderson	13	10	23	10	7	17	8	40	48	229	177	406	197	115	312	457	349	806
Henry	10	17	27	7	14	21	0	0	0	233	174	407	288	249	537	538	454	992

2019 ILLINOIS COUNTY DEER HARVEST BY SEX FOR EACH SEASON (state sites included in county totals)

County	Youth			Muzzleloader			Late-Winter/CWD			Firearm			Archery			All Seasons		
	M	F	Total	M	F	Total	M	F	Total	M	F	Total	M	F	Total	M	F	Total
Iroquois	13	12	25	12	16	28	0	0	0	311	182	493	257	171	428	593	381	974
Jackson	49	43	92	23	54	77	0	0	0	1173	936	2109	622	645	1267	1867	1678	3545
Jasper	28	31	59	16	21	37	0	0	0	589	442	1031	319	414	733	952	908	1860
Jefferson	52	49	101	36	63	99	0	0	0	1081	808	1889	875	845	1720	2044	1765	3809
Jersey	19	22	41	8	13	21	0	0	0	353	273	626	342	296	638	722	604	1326
JoDaviess	40	22	62	18	19	37	139	176	315	772	683	1455	668	461	1129	1637	1361	2998
Johnson	33	21	54	19	25	44	0	0	0	835	549	1384	357	427	784	1244	1022	2266
Kane	1	0	1	2	0	2	3	3	6	17	7	24	196	131	327	219	141	360
Kankakee	7	4	11	3	8	11	13	21	34	129	68	197	168	137	305	320	238	558
Kendall	4	1	5	2	4	6	7	11	18	41	24	65	110	86	196	164	126	290
Knox	20	19	39	17	28	45	18	67	85	563	523	1086	541	466	1007	1159	1103	2262
Lake	0	0	0	0	0	0	0	0	0	4	1	5	203	87	290	207	88	295
LaSalle	19	6	25	11	14	25	39	74	113	428	275	703	385	333	718	882	702	1584
Lawrence	16	11	27	12	18	30	0	0	0	310	267	577	276	283	559	614	579	1193
Lee	12	13	25	9	12	21	8	31	39	256	193	449	259	178	437	544	427	971
Livingston	3	9	12	3	2	5	12	25	37	213	150	363	129	107	236	360	293	653
Logan	17	14	31	8	12	20	0	0	0	227	132	359	258	190	448	510	348	858
Macon	13	10	23	17	14	31	0	0	0	155	66	221	273	222	495	458	312	770
Macoupin	43	36	79	26	27	53	22	91	113	886	671	1557	723	513	1236	1700	1338	3038
Madison	27	20	47	12	14	26	10	26	36	370	263	633	506	481	987	925	804	1729
Marion	49	28	77	21	20	41	25	148	173	890	580	1470	640	546	1186	1625	1322	2947
Marshall	16	9	25	9	10	19	0	0	0	302	270	572	228	165	393	555	454	1009
Mason	13	12	25	8	7	15	0	0	0	213	144	357	285	212	497	519	375	894
Massac	4	10	14	7	9	16	0	0	0	259	176	435	207	194	401	477	389	866
McDonough	25	19	44	19	20	39	13	43	56	368	345	713	334	243	577	759	670	1429
McHenry	2	0	2	4	1	5	24	19	43	156	85	241	409	173	582	595	278	873
McLean	16	6	22	17	10	27	0	0	0	316	208	524	296	244	540	645	468	1113
Menard	13	10	23	8	12	20	0	0	0	195	166	361	242	201	443	458	389	847
Mercer	19	23	42	8	18	26	15	55	70	420	369	789	302	236	538	764	701	1465
Monroe	24	20	44	9	11	20	9	49	58	576	373	949	238	235	473	856	688	1544
Montgomery	22	28	50	7	15	22	0	0	0	461	338	799	440	401	841	930	782	1712
Morgan	22	8	30	3	17	20	0	0	0	386	246	632	397	281	678	808	552	1360
Moultrie	7	10	17	4	4	8	0	0	0	156	82	238	210	190	400	377	286	663
Ogle	19	8	27	9	9	18	53	65	118	374	260	634	369	269	638	824	611	1435
Peoria	20	18	38	9	19	28	0	0	0	474	379	853	521	448	969	1024	864	1888
Perry	37	30	67	25	33	58	41	250	291	790	529	1319	501	505	1006	1394	1347	2741
Piatt	6	3	9	3	6	9	0	0	0	88	28	116	130	132	262	227	169	396

2019 ILLINOIS COUNTY DEER HARVEST BY SEX FOR EACH SEASON (state sites included in county totals)

County	Youth			Muzzleloader			Late-Winter/CWD			Firearm			Archery			All Seasons		
	M	F	Total	M	F	Total	M	F	Total	M	F	Total	M	F	Total	M	F	Total
Pike	111	60	171	50	92	142	0	0	0	1033	896	1929	1174	981	2155	2368	2029	4397
Pope	15	20	35	23	45	68	0	0	0	949	482	1431	459	479	938	1446	1026	2472
Pulaski	12	10	22	3	7	10	6	45	51	181	98	279	130	169	299	332	329	661
Putnam	2	7	9	4	8	12	0	0	0	206	131	337	152	144	296	364	290	654
Randolph	83	90	173	29	43	72	0	0	0	1283	977	2260	642	647	1289	2037	1757	3794
Richland	12	16	28	7	17	24	0	0	0	390	295	685	278	259	537	687	587	1274
Rock Island	14	15	29	11	11	22	11	30	41	343	258	601	355	327	682	734	641	1375
Saline	31	17	48	16	22	38	21	110	131	535	345	880	335	321	656	938	815	1753
Sangamon	15	14	29	15	12	27	0	0	0	304	220	524	490	447	937	824	693	1517
Schuyler	49	23	72	28	27	55	0	0	0	704	612	1316	611	465	1076	1392	1127	2519
Scott	7	8	15	2	11	13	0	0	0	180	139	319	158	140	298	347	298	645
Shelby	19	34	53	22	23	45	10	72	82	677	439	1116	554	450	1004	1282	1018	2300
St. Clair	22	17	39	10	7	17	0	0	0	397	242	639	402	346	748	831	612	1443
Stark	3	5	8	4	6	10	0	0	0	96	53	149	79	65	144	182	129	311
Stephenson	12	5	17	6	6	12	46	61	107	312	236	548	336	196	532	712	504	1216
Tazewell	13	16	29	6	13	19	0	0	0	294	200	494	349	329	678	662	558	1220
Union	27	27	54	19	32	51	0	0	0	748	545	1293	397	547	944	1191	1151	2342
Vermilion	13	9	22	19	18	37	0	0	0	309	201	510	509	436	945	850	664	1514
Wabash	5	4	9	5	3	8	0	0	0	94	53	147	133	92	225	237	152	389
Warren	2	8	10	4	9	13	0	0	0	258	207	465	164	117	281	428	341	769
Washington	17	26	43	20	12	32	0	0	0	546	363	909	330	293	623	913	694	1607
Wayne	33	27	60	18	32	50	0	0	0	803	613	1416	553	539	1092	1407	1211	2618
White	23	14	37	16	34	50	0	0	0	404	353	757	292	284	576	735	685	1420
Whiteside	14	13	27	7	6	13	0	0	0	299	261	560	302	191	493	622	471	1093
Will	10	6	16	8	6	14	26	24	50	160	78	238	459	274	733	663	388	1051
Williamson	20	16	36	23	37	60	0	0	0	1078	782	1860	689	713	1402	1810	1548	3358
Winnebago	4	4	8	2	9	11	25	42	67	171	94	265	310	170	480	512	319	831
Woodford	24	35	59	8	14	22	0	0	0	330	275	605	319	376	695	681	700	1381
Totals	2033	1741	3774	1270	1806	3076	798	2366	3164	43193	32221	75414	36477	31269	67746	83771	69403	153174
Proportion	0.54	0.46		0.41	0.59		0.25	0.75		0.57	0.43		0.54	0.46		0.55	0.45	