



SUMMARY OF 2014-2015 ILLINOIS DEER SEASONS

Forest Wildlife Program, Illinois Department of Natural Resources



General Information

Season Dates:

Archery Season: Oct. 1, 2014-Jan. 18, 2015; closed during firearm deer season in counties open to firearm deer hunting

Youth Season: Oct. 11-13, 2014

Firearm Season: Nov. 21-23, 2014 and Dec. 4-7, 2014

Muzzleloader Season: Dec. 12-14, 2014 (also allowed Dec. 4-7, 2014)

Late-Winter Antlerless Season/CWD Season: Jan. 1-4 and 16-18, 2015

Total Days of Deer Hunting: 110

Bag Limit: One deer per legal permit, with no set limit for total number of deer allowed. No more than 2 antlered deer during the year, except additional antlered deer may be taken during the special CWD season only.

Significant Changes: Twenty counties previously open to Late Winter Season hunting were closed for that season. Will County was added to the Special CWD Season after surveillance detected chronic wasting disease there.

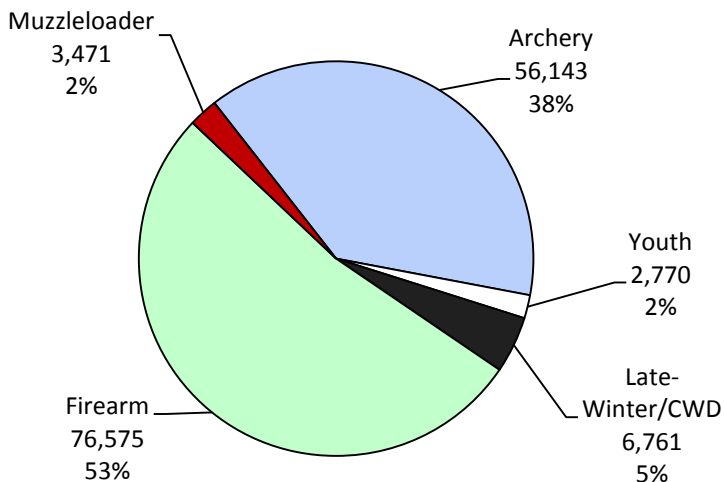
Harvest Reporting: Successful deer hunters were required to register their harvest by 10 p.m. on the same calendar day as the deer was taken by using an automated harvest reporting system (telephone or internet). The only exception to automated harvest reporting occurred in select northern Illinois counties during the firearm deer season, where mandatory check stations were staffed by IDNR biologists to collect tissue samples for CWD surveillance.

Total Harvest (all seasons): 145,720

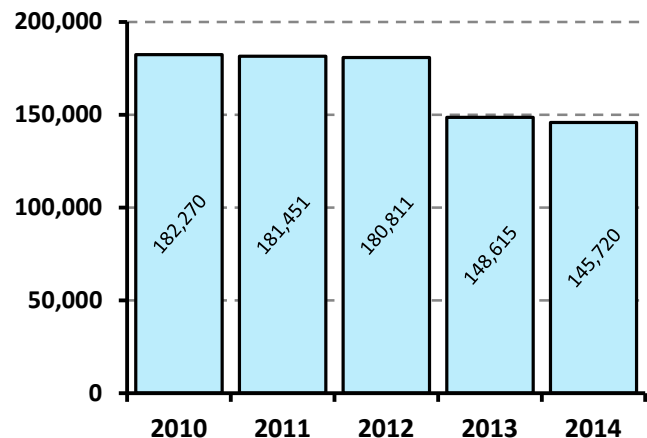
Record Harvest: 201,209 (2005)

Harvest Sex Ratio (all seasons): 52.9% male: 47.1% female; (41.7% antlered: 58.3% antlerless)

2014-2015 Illinois deer harvest by season



Recent deer harvest trends (all seasons)



Permitting

IDNR's Permit Office issued 592,457 deer permits for all seasons, including both lottery-issued permits and over-the-counter permits. This represents a decrease (-4.22%) from the 618,575 permits issued for 2013. Decreases occurred in all seasons except the CWD season, for which permit sales increased by 4.8%.

Number and types of permits issued for the 2014-2015 deer seasons				
Archery	Number of Resident Permits	Number of Nonresident Permits	Total Permits	Percent Nonresident
Landowner POH Permit, Either-Sex ¹	32,481	856	33,337	2.57%
Landowner POH Permit, Antlerless-only ¹	32,481	856	33,337	2.57%
Single Either-Sex Permit	530	0	530	0.00%
Single Antlerless-Only Permit	4,108	6,544	10,652	61.43%
Combination OTC Permit (1 ES + 1 AO)	119,271	14,788	134,059	11.03%
TOTAL	188,871	23,044	211,915	10.87%
Firearm				
Landowner POH Permit, Either-Sex ¹	39,212	1,254	40,466	3.10%
Landowner POH Permit, Antlerless-only ¹	39,206	896	40,102	2.23%
Landowner Countywide Hunting Permit	0	0	0	0.00%
Full-season Either-Sex Permit	150,152	7,763	157,915	4.92%
Full-season Antlerless-only Permit	84,306	8,177	92,483	8.84%
First-season Either-Sex Permit	698	0	698	0.00%
First-season Antlerless-only Permit	397	0	397	0.00%
Second-season Either-Sex Permit	1,024	1	1,025	0.10%
Second-season Antlerless-only Permit	88	0	88	0.00%
TOTAL	315,083	18,091	333,174	5.43%
Muzzleloader				
Either-Sex Permit	24,138	1,218	25,356	4.80%
Antlerless-only Permit	7,495	1,099	8,594	12.79%
TOTAL	31,633	2,317	33,950	6.82%
Other Seasons				
Late Winter Antlerless-only Permit	2,075	0	2,075	0.00%
CWD Antlerless-only Permit ²	815	0	815	0.00%
Youth Either-Sex Permit ²	10,528	0	10,528	0.00%
Total: All Seasons/Permit Types	549,005	43,452	592,457	7.33%

¹ POH = "property only hunting"; a landowner permit that is valid only on the property owned/leased by that landowner

² Permits for these seasons are issued without respect to residency status (i.e., the same permit is issued to both residents & nonresidents)

2014 Archery Deer Season Results

Length: 110 days (103 days in counties open to firearm deer hunting)

Number of Counties Open: 102

Special Regulations: Resident combination permits (one either-sex and one antlerless-only tag) available over-the-counter (OTC) in unlimited quantities. Nonresident combination permits were limited to a quota of 25,000 and issued via lottery with any remaining permits available OTC. Single resident either-sex permits (limit 1 per hunter) were available by application to Permit Office prior to September 1. Single antlerless-only permits were available to both resident and nonresident hunters OTC without limit.

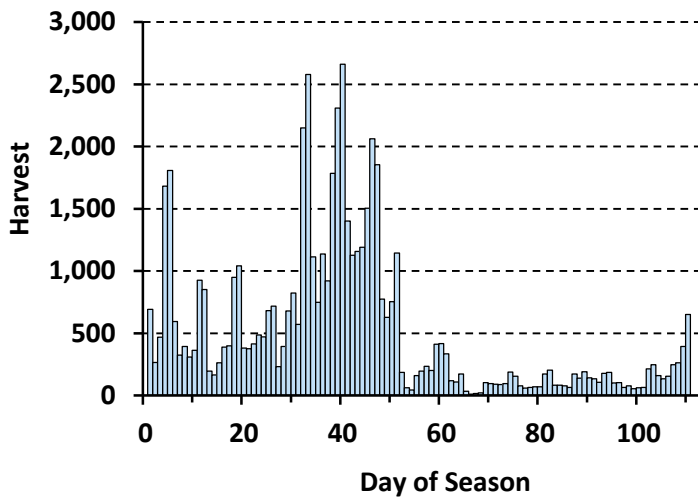
Harvest: 56,143

Season Record: 66,093 (2005)

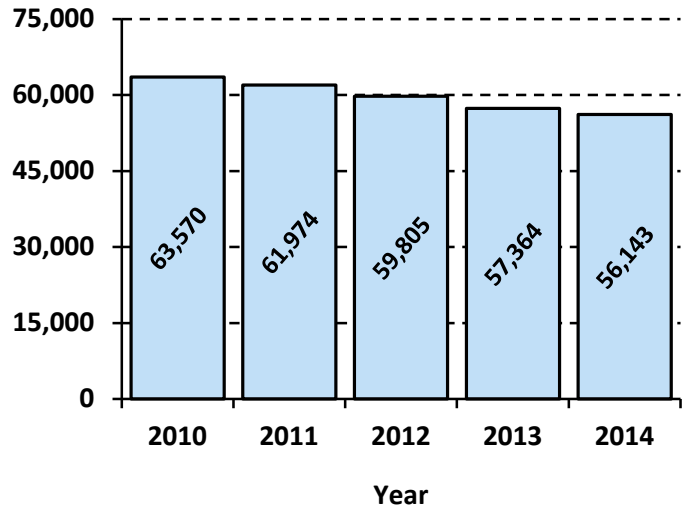
Harvest Sex Ratio: 52.5% male: 47.5% female (33.6% antlered: 56.4% antlerless)

Top 5 Counties: Pike (2,178), Fulton (1,558), Jefferson (1,375), Adams (1,215), Jo Daviess (1,130)

Daily harvest during the 2014 archery deer season



Archery deer season harvest trends



Trends in the number of archery deer season permits issued statewide

Permit Type	2010	2011	2012	2013	2014
Landowner Property-Only Hunting Permit, Either-Sex	34,036	34,165	34,222	33,603	33,337
Landowner Property-Only Hunting Permit, Antlerless-Only	34,036	34,165	34,222	33,603	33,337
Single Either-Sex Permit	0	319	327	340	530
Single Antlerless-Only Permit	11,478	11,960	11,581	11,190	10,652
Combination Over-the-Counter Permit (double permit)	140,008	137,044	139,358	137,457	134,059
TOTAL	217,558	217,653	219,710	216,193	211,915

2014 Firearm Deer Season Results

Length: 7 days (split; one 3-day [Fri-Sun] + one 4-day [Thu-Sun] segment)

Number of Counties Open: 99 (closed in Cook, DuPage, Lake)

Special Regulations: County-specific (or special hunt area-specific) permits issued via lotteries; unallocated permits subsequently available OTC through end of season. Mandatory check stations in effect for 10 northern Illinois counties (Jo Daviess, Stephenson, Winnebago, Boone, McHenry, Ogle, DeKalb, Kane, LaSalle, and Grundy) for chronic wasting disease (CWD) surveillance; other counties used automated harvest reporting.

Weather Conditions: Hunters experienced below average temperatures for opening day, very cold morning lows – single digits north, low teens central, upper teens south. Temperatures warmed for Saturday/Sunday but rain on Sunday may have affected all but extreme southern Illinois hunters. Second season found seasonable temperatures, rain Friday for much of central & southern Illinois.

Corn Harvest: Virtually complete (97%), except for a few locations in northern Illinois

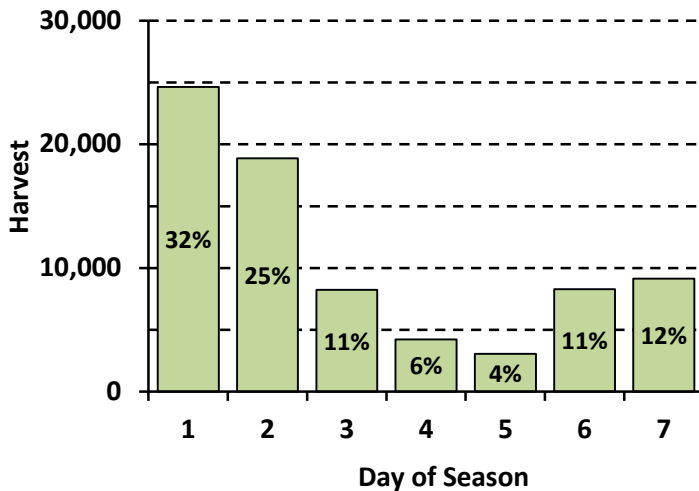
Deer Harvest: 76,575

Season Record: 123,792 (2005)

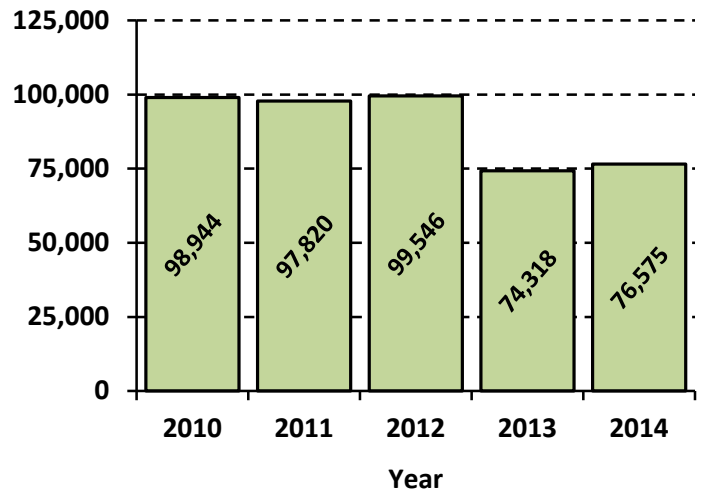
Harvest Sex Ratio: 56.1% male: 43.9% female (43.9% antlered: 56.1% antlerless)

Top 5 Counties: Pike (2,163), Jackson (2,118), Adams (2,114), Jo Daviess (1,996), Fulton (1,979)

Daily harvest during the 2014 firearm deer season



Firearm deer season harvest trends



Trends in the number of firearm deer season permits issued statewide

Permit Type	2010	2011	2012	2013	2014
Landowner Property-Only Hunting Permit, Either-Sex	43,578	43,457	42,978	41,288	40,466
Landowner Property-Only Hunting Permit, Antlerless-Only	43,209	43,109	42,619	40,948	40,102
Full-season Either-Sex Permit	164,967	163,190	163,512	162,953	157,915
Full-season Antlerless-Only Permit	104,254	104,712	107,726	103,145	92,483
First-season Either-Sex Permit	667	667	727	739	698
First-season Antlerless-Only Permit	548	555	472	423	397
Second-season Either-Sex Permit	1,149	1,077	1,102	1,100	1,025
Second-season Antlerless-Only Permit	122	149	129	139	88
TOTAL	358,494	356,916	359,265	350,735	333,174

2014 Youth Deer Season Results

Length: 3 days

Number of Counties Open: 99 (closed in Cook, DuPage, and Lake)

Special Regulations: Participation limited to youths under the age of 16, and hunters must be accompanied by a responsible supervising adult. One county-specific either-sex permit (available OTC) or one special hunt area permit (issued via lottery) allowed per hunter.

Harvest: 2,770

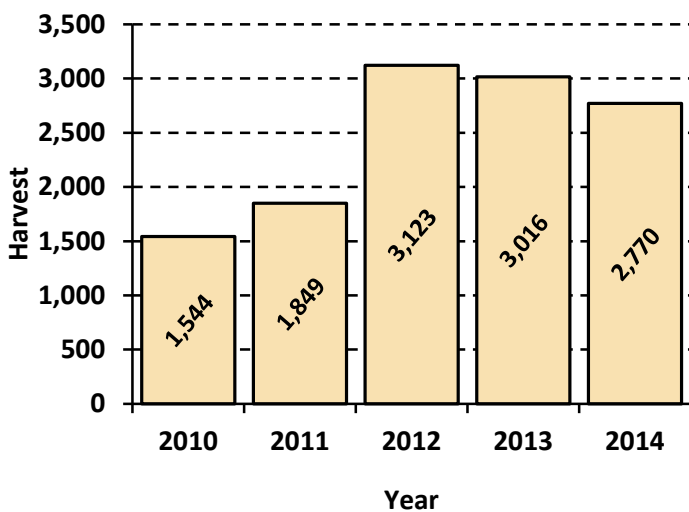
Season Record: 3,123 (2012)

Harvest Sex Ratio: 54.2% male: 45.8% female (43.3% antlered: 56.7% antlerless)

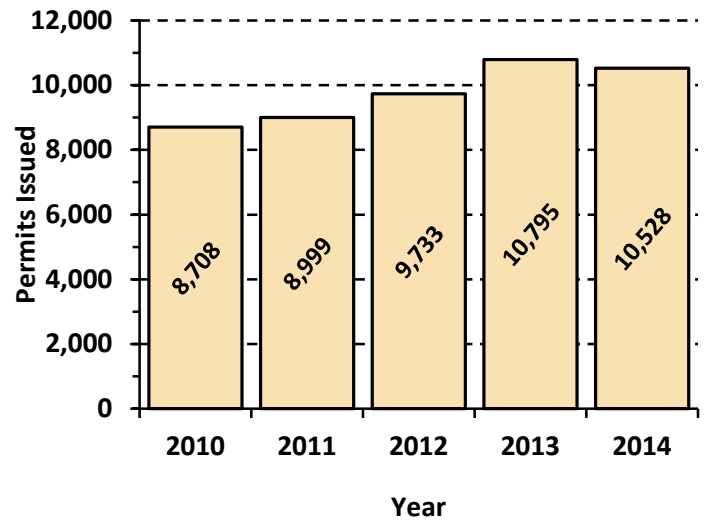
Hunter Success Rate: 26.3%

Top 5 Counties: Pike (152), Randolph (81), Fulton (80), Jefferson (69), Adams (67)

Youth deer season harvest trends



Youth deer season trends in permits issued



2014 Muzzleloader Deer Season Results

Length: 3 days

Number of Counties Open: 99 (closed in Cook, DuPage, Lake)

Special Regulations: County-specific (or special hunt area-specific) permits issued via lotteries; unallocated permits subsequently available OTC through end of season. Hunters with muzzleloader permits were also allowed to hunt with a muzzleloader during the 2nd Firearm Deer Season (4 days). Recipients of landowner permits (for their own property only) valid during the Firearm Deer Season could use those unfilled permits during the Muzzleloader Deer Season so long as they used a muzzleloading rifle.

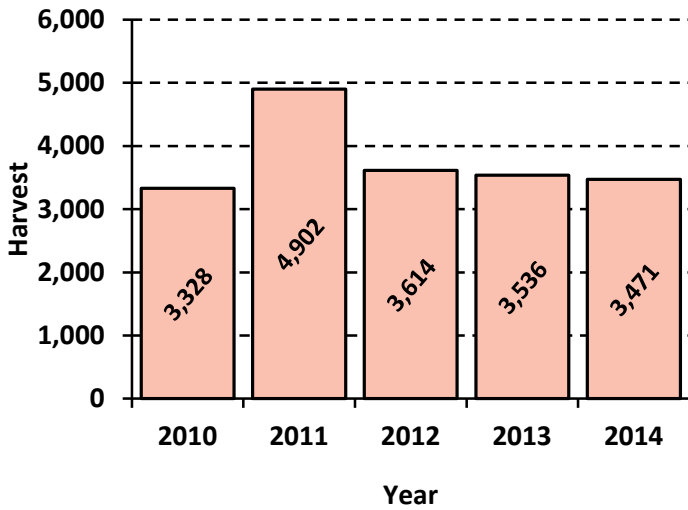
Harvest: 3,471

Season Record: 5,973 (2006)

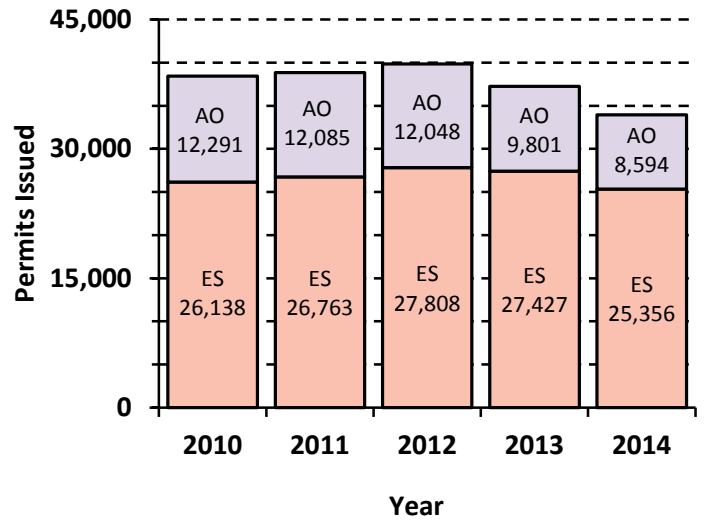
Harvest Sex Ratio: 44.6% male: 55.4% female (31.8% antlered: 68.2% antlerless)

Top 5 Counties: Pike (147), Fulton (105), Adams (104), Jefferson (99), Randolph (88)

Muzzleloader deer season harvest trends



Muzzleloader deer season trends in permits issued



2014-2015 Late-Winter Deer Season Results

Length: 7 days

Number of Counties Open: 35 (20 fewer than during 2013-14 season)

Special Regulations: Legal weapons were shotguns, muzzleloaders, or handguns. County-specific resident antlerless-only permits available OTC from license vendors (unlimited availability). Hunters with unfilled permits for the Firearm, Muzzleloader, or Youth deer seasons were allowed to hunt the Late Winter Deer Season to harvest antlerless deer, so long as the permit was issued for an open county. Persons with an unfilled Muzzleloader Season permit must use a muzzleloading rifle.

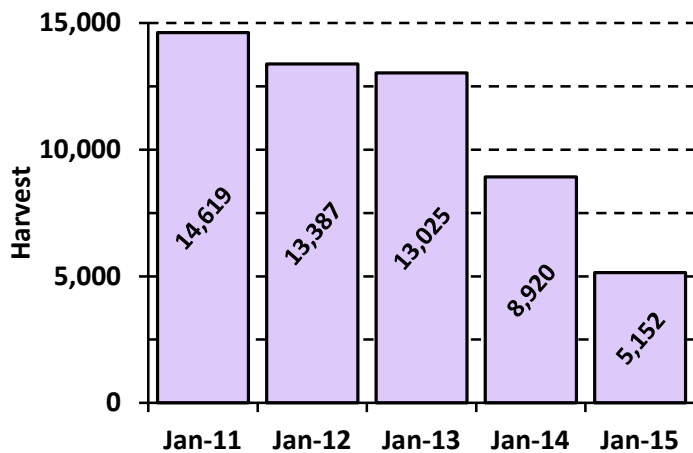
Harvest: 5,152

Season Record: 17,434 (Jan. 2010)

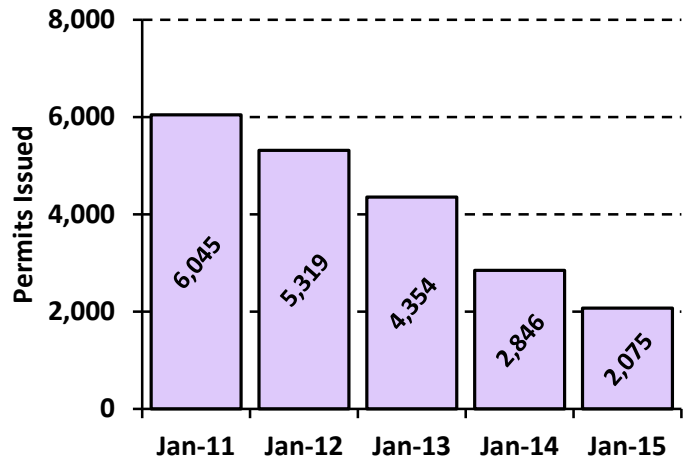
Harvest Sex Ratio: 20.3% male: 79.7% female

Top 5 Counties: Pike (528), Fulton (444), Wayne (286), White (276), Schuyler (268)

Late-Winter deer season harvest trends



Late-Winter season trends in permits issued



2014-2015 Special CWD Deer Season Results

Length: 7 days (concurrent with Late-Winter Season)

Number of Counties Open: 12 (JoDaviess, Stephenson, Winnebago, Boone, McHenry, Ogle, DeKalb, Kane, Kendall, LaSalle, Grundy, and Will)

Special Regulations: Legal weapons were shotguns, muzzleloaders, or handguns. County-specific antlerless-only permits available OTC without limit to residents and nonresidents. Unfilled firearm, muzzleloader, and youth permits valid for open counties may be used during this season as long as the hunter uses only the weapon(s) allowed by that permit, and only harvests the sex of deer allowed by that permit. The limit of 2 antlered deer was waived during this season.

Harvest: 1,609

Previous Record: 1,698 (Jan. 2013)

Harvest Sex Ratio: 37.3% male: 62.7% female (20.1% antlered: 79.9% antlerless)

Harvest Age/Sex Summary (All Seasons)

At mandatory check stations, age and sex of harvested deer were recorded by IDNR wildlife biologists. For all other deer reported via the automated harvest reporting system, deer were placed into age classes based on morphological data reported by the hunter. Age classes were female adult (≥ 1.5 years), female fawn, male adult (≥ 2.5 years), male yearling (1.5 years), and male fawn.

2014 Illinois deer harvest composition by season by sex/age class ¹							
Sex/Age Class	Archery	Youth	Firearm	Muzzleloader	Late-Winter	CWD	All Seasons
Female adult	40.0%	36.5%	35.5%	46.2%	64.7%	51.5%	38.7%
Female fawn	7.5%	9.4%	8.4%	9.1%	15.0%	11.2%	8.3%
Male adult	25.9%	15.2%	25.5%	20.5%	1.1%	9.8%	24.3%
Male yearling	17.7%	28.1%	18.4%	11.3%	1.5%	13.3%	17.5%
Male fawn	8.8%	10.9%	12.2%	12.8%	17.6%	14.2%	11.1%
Total Harvest	56,143	2,770	76,575	3,471	5,152	1,609	145,720

¹ Only harvested deer for which there was complete age/sex information were used in calculating percentages.

Age structure of antlered bucks in the 2014 Illinois deer harvest ¹			
	Archery Season	All Gun Seasons	All Harvest
Male yearling (1.5 years)	40.6%	42.6%	41.8%
Male adult (≥ 2.5 years)	59.4%	57.4%	58.2%

¹ Only harvested deer for which there was complete age/sex information were used in calculating percentages.

Proportion of antlered deer harvest by number of antler points								
	Number of Points							
	Spike	3-4	5-6	7-8	9-10	11-12	13-14	>14
Archery Season	3.6%	7.4%	10.9%	38.2%	28.7%	8.1%	2.0%	0.9%
All Gun Seasons	6.7%	11.5%	15.1%	38.4%	21.6%	5.1%	1.2%	0.5%
All Seasons	5.5%	9.8%	13.4%	38.3%	24.5%	6.3%	1.5%	0.7%

2014 ILLINOIS COUNTY DEER HARVEST BY SEX FOR EACH SEASON (state sites included in county totals)

County	Youth			Muzzleloader			Late-Winter/CWD			Firearm			Archery			All Seasons		
	M	F	Total	M	F	Total	M	F	Total	M	F	Total	M	F	Total	M	F	Total
Adams	40	27	67	48	56	104	0	0	0	1115	999	2114	636	579	1215	1839	1661	3500
Alexander	10	6	16	17	15	32	0	0	0	272	129	401	117	83	200	416	233	649
Bond	10	7	17	12	17	29	0	0	0	296	278	574	189	155	344	507	457	964
Boone	1	1	2	0	3	3	14	16	30	69	41	110	91	61	152	175	122	297
Brown	30	15	45	28	38	66	57	182	239	545	452	997	405	322	727	1065	1009	2074
Bureau	16	10	26	32	29	61	0	0	0	576	453	1029	322	300	622	946	792	1738
Callhoun	20	14	34	22	28	50	0	0	0	426	377	803	358	293	651	826	712	1538
Carroll	8	4	12	7	19	26	45	84	129	388	354	742	285	280	565	733	741	1474
Cass	13	12	25	11	13	24	0	0	0	363	268	631	287	247	534	674	540	1214
Champaign	8	4	12	10	11	21	0	0	0	146	82	228	147	151	298	311	248	559
Christian	10	12	22	4	14	18	0	0	0	311	223	534	224	239	463	549	488	1037
Clark	17	19	36	21	23	44	21	118	139	535	392	927	388	320	708	982	872	1854
Clay	15	26	41	20	16	36	20	97	117	565	409	974	286	244	530	906	792	1698
Clinton	7	8	15	5	13	18	0	0	0	329	254	583	196	184	380	537	459	996
Coles	9	7	16	10	9	19	9	27	36	249	181	430	270	226	496	547	450	997
Cook	0	0	0	0	0	0	0	0	0	0	0	0	70	49	119	70	49	119
Crawford	15	18	33	17	23	40	37	94	131	502	404	906	363	375	738	934	914	1848
Cumberland	1	2	3	7	6	13	0	0	0	324	284	608	184	150	334	516	442	958
DeKalb	0	1	1	4	3	7	17	28	45	88	45	133	100	62	162	209	139	348
DeWitt	8	9	17	8	15	23	0	0	0	198	142	340	183	278	461	397	444	841
Douglas	2	2	4	6	4	10	0	0	0	92	64	156	71	60	131	171	130	301
DuPage	0	0	0	0	0	0	0	0	0	0	0	0	27	9	36	27	9	36
Edgar	19	11	30	19	14	33	17	62	79	277	241	518	213	182	395	545	510	1055
Edwards	9	8	17	2	11	13	13	64	77	233	164	397	125	124	249	382	371	753
Effingham	14	11	25	11	9	20	13	38	51	409	269	678	185	169	354	632	496	1128
Fayette	20	22	42	26	28	54	0	0	0	822	622	1444	347	290	637	1215	962	2177
Ford	5	2	7	7	0	7	0	0	0	66	41	107	31	19	50	109	62	171
Franklin	25	27	52	18	16	34	0	0	0	665	508	1173	488	510	998	1196	1061	2257
Fulton	44	36	80	47	58	105	92	352	444	1070	909	1979	825	733	1558	2078	2088	4166
Gallatin	8	4	12	12	15	27	0	0	0	278	192	470	169	160	329	467	371	838
Greene	13	28	41	22	33	55	0	0	0	516	520	1036	323	318	641	874	899	1773
Grundy	6	3	9	4	5	9	27	63	90	198	133	331	179	166	345	414	370	784
Hamilton	22	11	33	18	27	45	25	146	171	620	450	1070	318	328	646	1003	962	1965
Hancock	19	23	42	35	46	81	0	0	0	859	862	1721	389	310	699	1302	1241	2543
Hardin	11	17	28	17	33	50	0	0	0	470	375	845	212	217	429	710	642	1352
Henderson	7	5	12	13	11	24	15	66	81	274	257	531	155	109	264	464	448	912

2014 ILLINOIS COUNTY DEER HARVEST BY SEX FOR EACH SEASON (state sites included in county totals)

County	Youth			Muzzleloader			Late-Winter/CWD			Firearm			Archery			All Seasons		
	M	F	Total	M	F	Total	M	F	Total	M	F	Total	M	F	Total	M	F	Total
Henry	6	9	15	10	15	25	0	0	0	322	323	645	224	217	441	562	564	1126
Iroquois	9	8	17	18	13	31	0	0	0	321	249	570	196	150	346	544	420	964
Jackson	36	28	64	31	40	71	0	0	0	1284	834	2118	538	542	1080	1889	1444	3333
Jasper	16	22	38	15	16	31	0	0	0	462	390	852	231	231	462	724	659	1383
Jefferson	40	29	69	31	68	99	0	0	0	1083	865	1948	691	684	1375	1845	1646	3491
Jersey	16	14	30	12	19	31	0	0	0	339	310	649	245	192	437	612	535	1147
JoDaviess	23	26	49	32	46	78	187	323	510	1122	874	1996	623	507	1130	1987	1776	3763
Johnson	31	17	48	21	38	59	0	0	0	909	630	1539	400	384	784	1361	1069	2430
Kane	1	0	1	1	0	1	9	15	24	22	21	43	193	148	341	226	184	410
Kankakee	8	1	9	8	4	12	0	0	0	121	65	186	150	158	308	287	228	515
Kendall	1	1	2	3	2	5	14	23	37	44	40	84	91	73	164	153	139	292
Knox	31	25	56	23	23	46	51	165	216	646	525	1171	522	451	973	1273	1189	2462
Lake	0	0	0	0	0	0	0	0	0	2	1	3	288	172	460	290	173	463
LaSalle	13	11	24	22	14	36	54	86	140	439	355	794	430	323	753	958	789	1747
Lawrence	11	11	22	15	12	27	0	0	0	294	264	558	243	225	468	563	512	1075
Lee	4	13	17	8	8	16	19	79	98	289	251	540	235	211	446	555	562	1117
Livingston	8	3	11	9	10	19	0	0	0	248	196	444	122	114	236	387	323	710
Logan	18	10	28	10	14	24	0	0	0	212	138	350	142	113	255	382	275	657
Macon	9	10	19	13	7	20	0	0	0	144	99	243	235	244	479	401	360	761
Macoupin	30	30	60	24	30	54	29	116	145	696	506	1202	447	374	821	1226	1056	2282
Madison	10	10	20	11	15	26	20	88	108	306	288	594	413	441	854	760	842	1602
Marion	33	27	60	28	37	65	27	162	189	783	576	1359	523	441	964	1394	1243	2637
Marshall	9	12	21	7	8	15	19	57	76	304	257	561	182	145	327	521	479	1000
Mason	10	5	15	9	11	20	0	0	0	246	165	411	179	152	331	444	333	777
Massac	14	3	17	17	12	29	0	0	0	287	270	557	187	208	395	505	493	998
McDonough	8	12	20	13	22	35	25	78	103	395	370	765	247	214	461	688	696	1384
McHenry	6	2	8	6	4	10	42	65	107	194	115	309	337	189	526	585	375	960
McLean	15	12	27	12	16	28	22	48	70	316	234	550	265	239	504	630	549	1179
Menard	4	8	12	5	10	15	0	0	0	198	134	332	175	136	311	382	288	670
Mercer	16	18	34	14	13	27	22	118	140	395	344	739	230	188	418	677	681	1358
Monroe	14	16	30	8	12	20	18	41	59	476	262	738	209	164	373	725	495	1220
Montgomery	12	13	25	11	10	21	19	53	72	500	363	863	299	267	566	841	706	1547
Morgan	20	12	32	9	16	25	0	0	0	375	327	702	251	218	469	655	573	1228
Moultrie	8	11	19	5	8	13	0	0	0	126	80	206	166	150	316	305	249	554
Ogle	13	9	22	11	15	26	90	136	226	439	398	837	369	299	668	922	857	1779
Peoria	15	11	26	21	24	45	42	154	196	457	438	895	488	400	888	1023	1027	2050

2014 ILLINOIS COUNTY DEER HARVEST BY SEX FOR EACH SEASON (state sites included in county totals)

County	Youth			Muzzleloader			Late-Winter/CWD			Firearm			Archery			All Seasons		
	M	F	Total	M	F	Total	M	F	Total	M	F	Total	M	F	Total	M	F	Total
Perry	21	18	39	27	37	64	0	0	0	669	482	1151	413	383	796	1130	920	2050
Piatt	4	4	8	2	3	5	0	0	0	67	50	117	67	95	162	140	152	292
Pike	96	56	152	62	85	147	93	435	528	1157	1006	2163	1159	1019	2178	2567	2601	5168
Pope	25	10	35	23	29	52	0	0	0	923	578	1501	506	453	959	1477	1070	2547
Pulaski	14	7	21	18	24	42	0	0	0	280	218	498	121	151	272	433	400	833
Putnam	6	4	10	9	7	16	15	36	51	187	170	357	121	134	255	338	351	689
Randolph	42	39	81	39	49	88	0	0	0	1122	835	1957	511	487	998	1714	1410	3124
Richland	12	11	23	12	10	22	0	0	0	360	308	668	192	194	386	576	523	1099
Rock Island	9	13	22	17	19	36	37	99	136	403	326	729	344	346	690	810	803	1613
Saline	20	14	34	16	21	37	23	124	147	467	313	780	236	288	524	762	760	1522
Sangamon	12	15	27	18	19	37	0	0	0	322	286	608	368	347	715	720	667	1387
Schuyler	35	26	61	23	43	66	43	225	268	736	581	1317	457	354	811	1294	1229	2523
Scott	6	8	14	11	13	24	0	0	0	199	180	379	118	99	217	334	300	634
Shelby	14	11	25	19	16	35	21	65	86	557	403	960	319	307	626	930	802	1732
Stark	4	1	5	2	4	6	3	21	24	117	103	220	63	47	110	189	176	365
St. Clair	8	8	16	13	10	23	0	0	0	374	259	633	281	238	519	676	515	1191
Stephenson	3	5	8	6	13	19	80	139	219	436	341	777	259	212	471	784	710	1494
Tazewell	12	12	24	8	11	19	0	0	0	278	199	477	269	252	521	567	474	1041
Union	28	37	65	36	50	86	0	0	0	946	678	1624	403	506	909	1413	1271	2684
Vermilion	15	13	28	20	17	37	25	83	108	332	229	561	406	378	784	798	720	1518
Wabash	7	3	10	7	2	9	0	0	0	126	110	236	121	119	240	261	234	495
Warren	4	5	9	10	20	30	18	58	76	246	244	490	152	127	279	430	454	884
Washington	14	6	20	15	17	32	0	0	0	520	373	893	262	215	477	811	611	1422
Wayne	27	14	41	25	33	58	50	236	286	789	615	1404	396	445	841	1287	1343	2630
White	20	14	34	16	23	39	40	236	276	449	328	777	334	306	640	859	907	1766
Whiteside	10	5	15	6	11	17	0	0	0	305	291	596	245	228	473	566	535	1101
Will	11	9	20	13	9	22	18	33	51	168	107	275	394	331	725	604	489	1093
Williamson	18	23	41	22	36	58	0	0	0	961	666	1627	530	570	1100	1531	1295	2826
Winnebago	4	3	7	5	5	10	48	82	130	193	147	340	257	168	425	507	405	912
Woodford	19	15	34	16	13	29	0	0	0	333	254	587	243	207	450	611	489	1100
Totals	1500	1270	2770	1549	1922	3471	1645	5116	6761	42964	33611	76575	29471	26672	56143	77129	68591	145720
Percent	54.2	45.8		44.6	55.4		24.3	75.7		56.1	43.9		52.5	47.5		52.9	47.1	