

SUMMARY OF 2006-2007 ILLINOIS DEER SEASONS

Forest Wildlife Program, Illinois Department of Natural Resources



General Information

Season Dates:

Archery Season – October 1, 2006 through January 11, 2007, closed during firearm deer season in counties open to firearm deer hunting

Youth Season – October 7-8, 2006

Firearm Season – November 17-19; November 30-December 3, 2006

Muzzleloader Season – December 8-10, 2006 (also allowed November 30-December 3)

Late-Winter Antlerless Season/CWD Season – January 12-14, 2007

Total Days of Deer Hunting: 106

Bag Limit: One deer per legal permit, with no set limit for total number of deer allowed. No more than 2 antlered deer during the year, except additional antlered deer may be taken during the special CWD season only.

Significant Changes: (1) Hunters with unfilled permits for the Firearm Deer Season or the Muzzleloader Deer Season were allowed to use these permits during the Late Winter Deer Season to harvest antlerless deer, so long as the permit was issued for a county open to that season; (2) the single either-sex archery deer permit was discontinued (previously available only to residents) but a single antlerless-only archery permit was available OTC without limit to both residents and nonresidents.

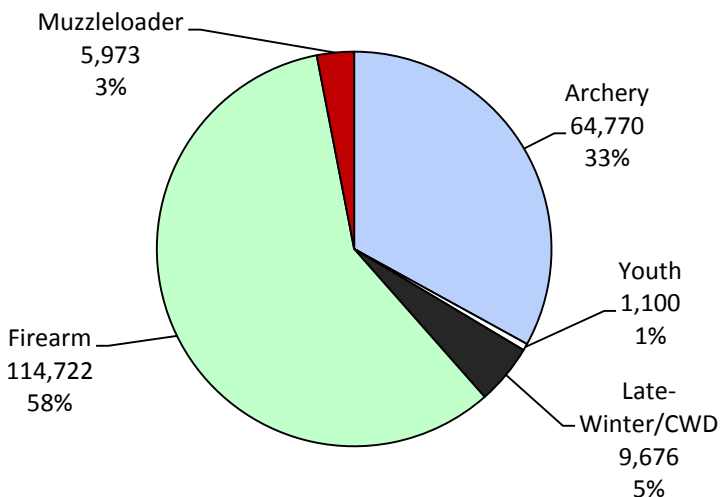
Harvest Reporting: Successful deer hunters were required to register their harvest by 10 p.m. on the same calendar day as the deer was taken by using an automated harvest reporting system (telephone or internet). The only exception to automated harvest reporting occurred in select northern Illinois counties during the firearm and special chronic wasting disease (CWD) deer seasons, where mandatory check stations were staffed by IDNR biologists to collect tissue samples for CWD surveillance.

Total Harvest (all seasons): 196,241

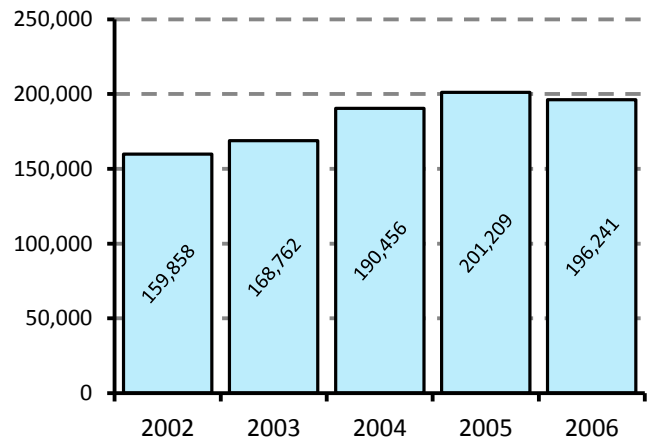
Record Harvest: 201,209 (2005)

Harvest Sex Ratio (all seasons): 53.9% male: 46.1% female; (40.9% antlered: 59.1% antlerless)

2006-2007 Illinois deer harvest by season



Recent deer harvest trends (all seasons)



Permitting

IDNR's Permit Office issued 589,379 deer permits for all seasons, including both lottery-issued permits and over-the-counter permits. The number of permits issued increased for all seasons except the Late Winter Season.

Number and types of permits issued for the 2006-2007 deer seasons			
Archery	Number of Resident Permits	Number of Nonresident Permits	Percent Nonresident
Landowner POH Permit, Either-Sex ¹	31,543	876	2.70%
Landowner POH Permit, Antlerless-Only ¹	31,543	876	2.70%
Single Either-Sex Permit	0	0	0.00%
Single Antlerless-Only Permit	2,484	5,322	68.18%
Combination OTC Permit (1 ES + 1 AO)	113,870	20,001	14.94%
TOTAL	179,440	27,075	13.11%
Firearm			
Landowner POH Permit, Either-Sex ¹	44,388	1,377	3.01%
Landowner POH Permit, Antlerless-Only ¹	44,388	1,038	2.29%
Landowner Countywide Hunting Permit	0	0	0.00%
Full-season Either-Sex Permit	152,870	7,798	4.85%
Full-season Antlerless-Only Permit	75,907	4,843	6.00%
First-season Either-Sex Permit	582	3	0.51%
First-season Antlerless-Only Permit	684	3	0.44%
Second-season Either-Sex Permit	2,815	73	2.53%
Second-season Antlerless-Only Permit	250	0	0.00%
TOTAL	321,884	15,135	4.49%
Muzzleloader			
Either-Sex Permit	19,424	1,460	6.99%
Antlerless-Only Permit	6,756	1,017	13.08%
TOTAL	26,180	2,477	8.64%
Other Seasons			
Late Winter Antlerless-Only Permit	12,334	0	0.00%
CWD Antlerless-Only Permit	1,200	0	0.00%
Youth Antlerless-Only Permit	3,654	0	0.00%
Subtotal: All Seasons/Permit Types	544,692	44,687	7.58%
Grand Total	589,379		

¹ POH = "property only hunting"; a landowner permit that is valid only on the property owned/leased by that landowner

2006 Archery Deer Season Results

Length: 103 days (96 days in counties open to firearm deer hunting)

Number of Counties Open: 102

Special Regulations: Resident combination permits (one either-sex and one antlerless-only tag) available over-the-counter (OTC) in unlimited quantities. Nonresident combination permits were limited to a quota of 20,000 and issued via lottery. Single antlerless-only permits were available to both resident and nonresident hunters OTC without limit. Single either-sex permits were no longer available this year (previously available only to resident hunters).

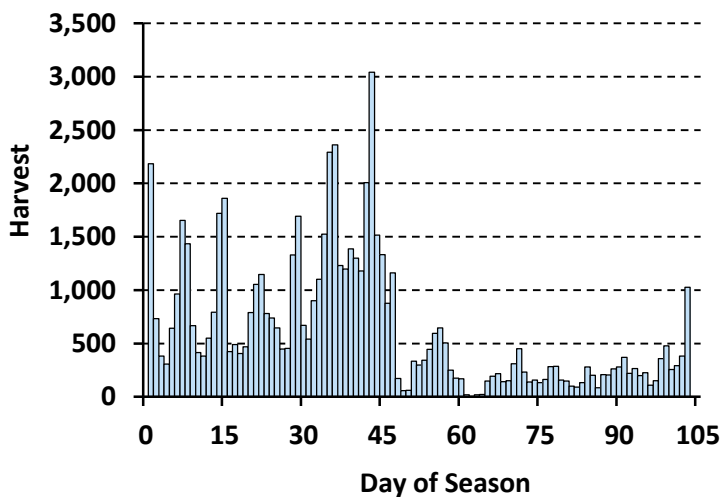
Harvest: 64,770

Season Record: 66,093 (2005)

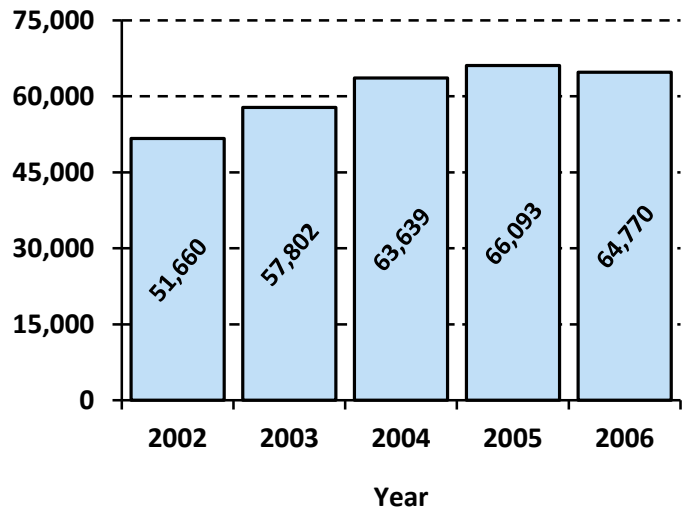
Harvest Sex Ratio: 49.4% male: 50.6% female (37.8% antlered: 62.2% antlerless)

Top 5 Counties: Pike (4,210), Fulton (1,544), Jefferson (1,503), Adams (1,474), Peoria (1,378)

Daily harvest during the 2006 archery deer season



Archery deer season harvest trends



Trends in the number of archery deer season permits issued statewide

Permit Type	2002	2003	2004	2005	2006
Landowner Property-Only Hunting Permit, Either-Sex	24,689	26,640	28,900	30,831	32,419
Landowner Property-Only Hunting Permit, Antlerless-Only	24,689	26,640	28,900	30,831	32,419
Single Either-Sex Permit	2,197	1,488	1,853	1,557	0
Single Antlerless-Only Permit	0	0	783	3,085	7,806
Combination Over-the-Counter Permit (double permit)	110,583	118,949	125,774	127,758	133,871
TOTAL	162,158	173,717	186,210	194,062	206,515

2006 Firearm Deer Season Results

Length: 7 days (split; one 3-day [Fri-Sun] + one 4-day [Thu-Sun] segment)

Number of Counties Open: 99 (closed in Cook, DuPage, Lake)

Special Regulations: County-specific (or special hunt area-specific) permits issued via lotteries from IDNR Permit Office. Mandatory check stations in effect for seven northern Illinois counties (Stephenson, Winnebago, Boone, McHenry, Ogle, DeKalb, Kane) for chronic wasting disease surveillance; other counties used automated harvest reporting.

Weather Conditions: Favorable first season; second season $\geq 12"$ snow fell in central and northern Illinois and 6"-12" to the south, as well as temperatures 13.5° below normal and sleet/freezing rain causing some power outages.

Corn Harvest: 95% complete statewide by beginning of season

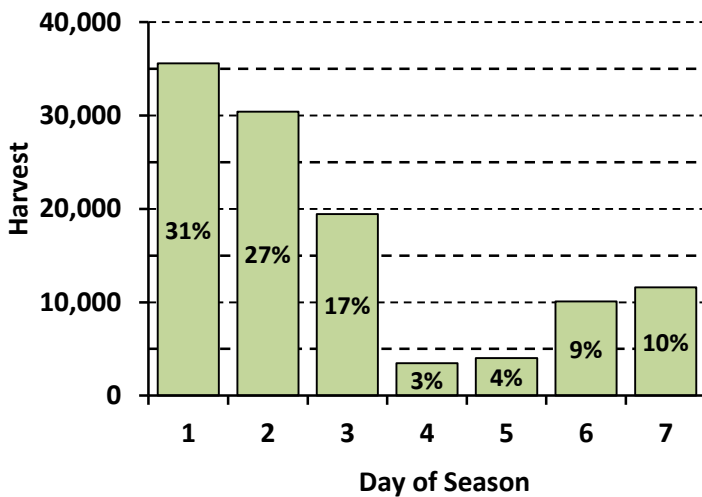
Deer Harvest: 114,722

Season Record: 123,792 (2005)

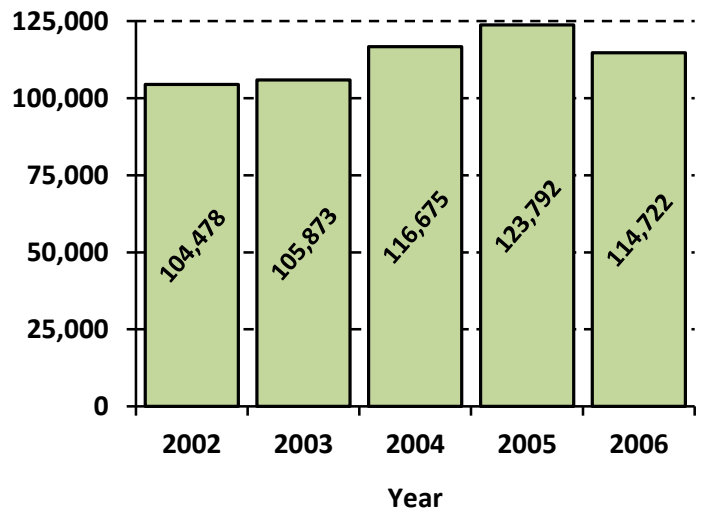
Harvest Sex Ratio: 60.0% male: 40.0% female (47.0% antlered: 53.0% antlerless)

Top 5 Counties: Pike (3,758), Adams (3,040), Randolph (2,751), JoDaviess (2,696), Jefferson (2,691)

Daily harvest during the 2006 firearm deer season



Firearm deer season harvest trends



Trends in the number of firearm deer season permits issued statewide

Permit Type	2002	2003	2004	2005	2006
Landowner Property-Only Hunting Permit, Either-Sex	39,800	41,209	42,972	44,513	45,765
Landowner Property-Only Hunting Permit, Antlerless-Only	39,528	40,918	42,649	44,074	45,426
Full-season Either-Sex Permit	140,341	145,268	152,692	160,106	160,668
Full-season Antlerless-Only Permit	42,270	49,102	65,526	77,014	80,750
First-season Either-Sex Permit	327	410	491	535	585
First-season Antlerless-Only Permit	656	558	620	557	687
Second-season Either-Sex Permit	14,284	10,319	3,770	2,994	2,888
Second-season Antlerless-Only Permit	3,020	946	150	147	250
TOTAL	280,226	288,730	308,870	329,940	337,019

2006 Youth Deer Season Results

Length: 2 days

Number of Counties Open: 51 (only available in counties open to the previous Late-Winter Deer Season)

Special Regulations: Antlerless-only; participation limited to youths under the age of 16. One county-specific permit per hunter issued via lottery from IDNR Permit Office. Hunters must be accompanied by responsible supervising adult.

Harvest: 1,100 (new record)

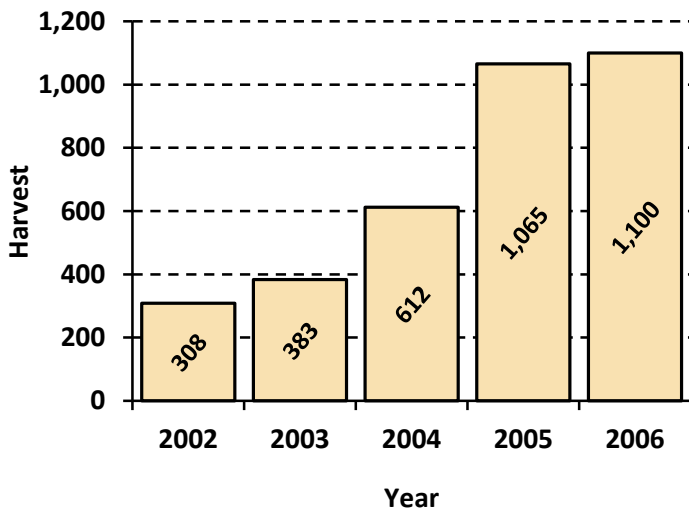
Previous Record: 1,065 (2005)

Harvest Sex Ratio: 20.8% male: 79.2% female

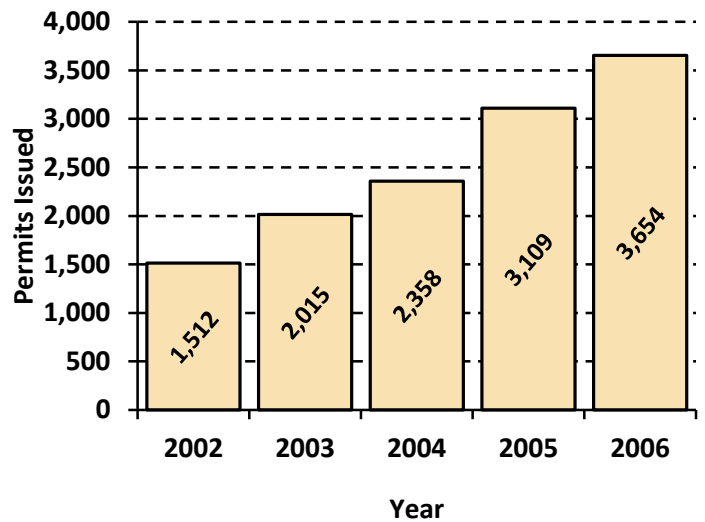
Hunter Success Rate: 30.1%

Top 5 Counties: Pike (60), Randolph (57), Jefferson (56), Fayette (49), Fulton & Macoupin (tie, 41)

Youth deer season harvest trends



Youth deer season trends in permits issued



2006 Muzzleloader Deer Season Results

Length: 3 days

Number of Counties Open: 99 (closed in Cook, DuPage, Lake)

Special Regulations: County-specific (or special hunt area-specific) permits issued via lotteries from IDNR Permit Office. Hunters with muzzleloader permits were also allowed to hunt with a muzzleloader during the 2nd Firearm Deer Season (4 days). Recipients of landowner permits (for their own property only) valid during the Firearm Deer Season could use those unfilled permits during the Muzzleloader Deer Season so long as they used a muzzleloading rifle.

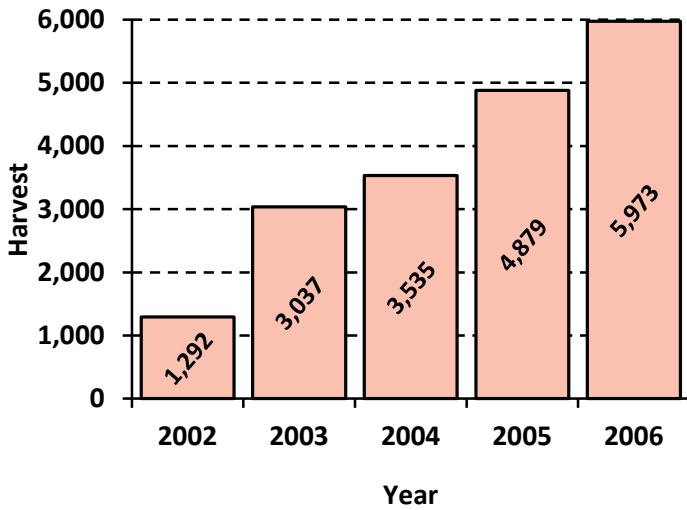
Harvest: 5,973 (new record)

Previous Record: 4,879 (2005)

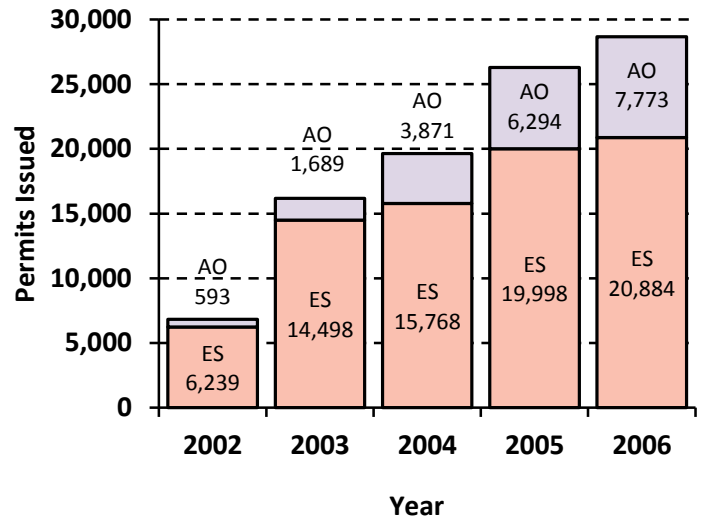
Harvest Sex Ratio: 44.1% male: 55.9% female (28.8% antlered: 71.2% antlerless)

Top 5 Counties: Pike (451), Fulton (163), Adams (144), Calhoun (140), Macoupin (134)

Muzzleloader deer season harvest trends



Muzzleloader deer season trends in permits issued



2006-2007 Late-Winter Deer Season Results

Length: 3 days

Number of Counties Open: 67 (51 in previous year)

Special Regulations: Legal weapons were shotguns, muzzleloaders, or handguns (this season was limited to handguns prior to the January 2005 season). County-specific antlerless-only permits issued via lottery to Illinois residents from IDNR Permit Office. **NEW:** Hunters with unfilled permits for the Firearm Deer Season or the Muzzleloader Deer Season were allowed to use these permits during the Late Winter Deer Season to harvest antlerless deer, so long as the permit was issued for an open county. Persons using an unfilled Muzzleloader Season permit must use a muzzleloading rifle.

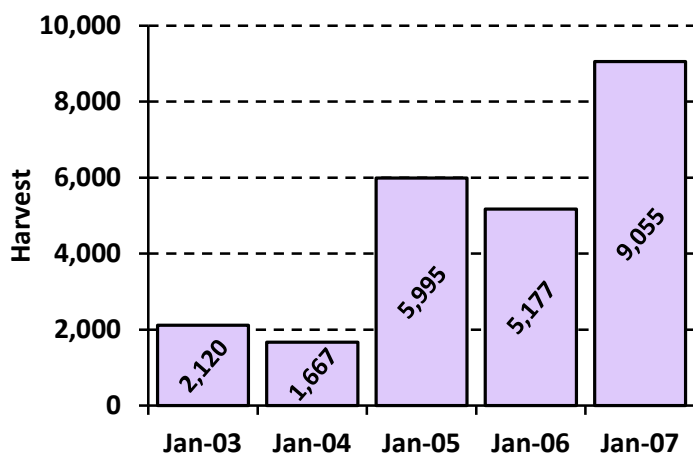
Harvest: 9,055 (new record)

Previous Record: 5,995 (2004)

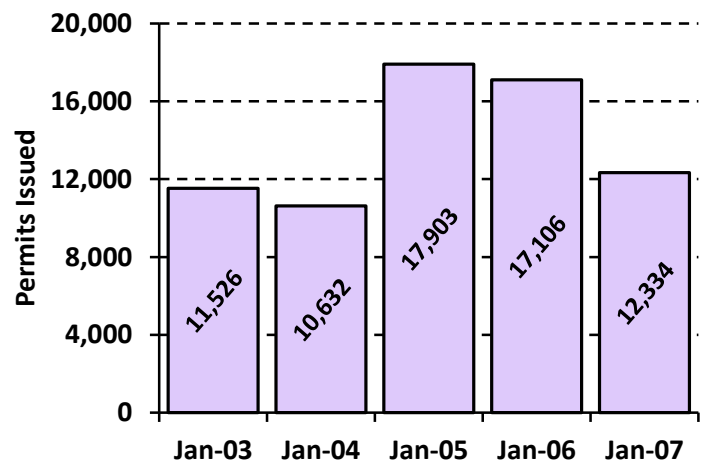
Harvest Sex Ratio: 20.6% male: 79.4% female

Top 5 Counties: Pike (554), Jefferson (327), Randolph (286), Fulton (280), Wayne (271)

Late-Winter deer season harvest trends



Late-Winter season trends in permits issued



2006-2007 Special CWD Deer Season Results

Length: 3 days (concurrent with Late-Winter Season)

Number of Counties Open: 5 (Boone, DeKalb, McHenry, Ogle, Winnebago)

Special Regulations: Legal weapons were shotguns, muzzleloaders, handguns, or bows. County-specific antlerless-only permits were issued via lottery to Illinois residents from the IDNR Permit Office. Unfilled firearm, muzzleloader, and archery permits valid for open counties may also be used during this season. Persons using any of these permits must use the weapon(s) allowed by that permit, and only harvest the sex of deer allowed by that permit. Mandatory county check stations were used for harvest reporting. Hunters willing to allow sampling of their harvested deer for CWD testing were given a free either-sex permit so that they could continue to hunt. The limit of 2 antlered deer was waived during this season.

Harvest: 621 (new record)

Previous Record: 203 (2005, the first year for this season)

Harvest Sex Ratio: 37.0% male: 63.0% female (19.3% antlered: 80.7% antlerless)

Harvest Age/Sex Summary (All Seasons)

At mandatory check stations, age and sex of harvested deer were recorded by IDNR wildlife biologists. For all other deer reported via the automated harvest reporting system, deer were placed into age classes based on morphological data reported by the hunter. Age classes were female adult (≥ 1.5 years), female fawn, male adult (≥ 2.5 years), male yearling (1.5 years), and male fawn.

2006 Illinois deer harvest composition by season by sex/age class ¹							
Sex/Age Class	Archery	Youth	Firearm	Muzzleloader	Late-Winter	CWD	All Seasons
Female adult	39.6%	58.5%	30.4%	43.2%	60.5%	45.2%	35.4%
Female fawn	11.0%	20.7%	9.6%	12.7%	20.9%	17.5%	10.8%
Male adult	22.7%	0.0%	28.3%	19.8%	0.0%	10.0%	24.7%
Male yearling	15.2%	0.3%	18.7%	9.0%	0.1%	9.7%	16.3%
Male fawn	11.5%	20.5%	13.0%	15.3%	18.5%	17.7%	12.9%
Total Harvest	64,770	1,100	114,722	5,973	9,055	621	196,241

¹ Only harvested deer for which there was complete age/sex information were used in calculating percentages.

Age structure of antlered bucks in the 2006 Illinois deer harvest ¹			
	Archery Season	All Gun Seasons	All Harvest
Male yearling (1.5 years)	40.1%	39.6%	39.7%
Male adult (≥ 2.5 years)	59.9%	60.4%	60.3%

¹ Only harvested deer for which there was complete age/sex information were used in calculating percentages.

Proportion of antlered deer harvest by number of antler points								
	Number of Points							
	Spike	3-4	5-6	7-8	9-10	11-12	13-14	>14
Archery Season	2.0%	6.8%	12.7%	40.0%	26.9%	8.2%	2.3%	1.0%
All Gun Seasons	3.7%	10.2%	17.9%	40.7%	20.4%	5.2%	1.3%	0.6%
All Seasons	3.2%	9.2%	16.3%	40.5%	22.4%	6.1%	1.6%	0.7%

2006 ILLINOIS COUNTY DEER HARVEST BY SEX FOR EACH SEASON (state sites included in county totals)

County	Youth			Muzzle			L-W/CWD			Firearm			Archery			All Seasons		
	M	F	Total	M	F	Total	M	F	Total	M	F	Total	M	F	Total	M	F	Total
Adams	7	26	33	66	78	144	49	186	235	1757	1283	3040	778	696	1474	2657	2269	4926
Alexander	0	0	0	16	31	47	0	0	0	358	204	562	94	146	240	468	381	849
Bond	5	10	15	11	17	28	27	70	97	636	446	1082	179	240	419	858	783	1641
Boone	0	0	0	11	8	19	17	23	40	132	84	216	105	55	160	265	170	435
Brown	6	18	24	54	73	127	47	128	175	958	701	1659	445	480	925	1510	1400	2910
Bureau	4	15	19	47	65	112	34	169	203	807	516	1323	398	424	822	1290	1189	2479
Callhoun	8	24	32	60	80	140	46	126	172	986	654	1640	597	674	1271	1697	1558	3255
Carroll	0	3	3	27	30	57	24	108	132	637	511	1148	280	259	539	968	911	1879
Cass	2	8	10	24	36	60	18	72	90	563	362	925	351	308	659	958	786	1744
Champaign	0	0	0	11	10	21	0	0	0	223	111	334	241	208	449	475	329	804
Christian	0	0	0	21	26	47	0	0	0	421	262	683	234	244	478	676	532	1208
Clark	8	20	28	33	22	55	30	101	131	840	562	1402	382	375	757	1293	1080	2373
Clay	3	10	13	33	46	79	21	82	103	964	666	1630	325	338	663	1346	1142	2488
Clinton	0	12	12	19	16	35	6	31	37	617	449	1066	247	243	490	889	751	1640
Coles	0	0	0	14	19	33	0	0	0	496	292	788	285	250	535	795	561	1356
Cook	0	0	0	0	0	0	0	0	0	0	0	0	126	65	191	126	65	191
Crawford	4	10	14	33	22	55	22	94	116	727	548	1275	356	350	706	1142	1024	2166
Cumberland	0	0	0	18	16	34	19	51	70	569	365	934	173	162	335	779	594	1373
DeKalb	0	3	3	11	16	27	29	33	62	189	122	311	128	110	238	357	284	641
DeWitt	0	0	0	11	21	32	0	0	0	299	141	440	212	360	572	522	522	1044
Douglas	0	0	0	8	10	18	0	0	0	161	95	256	106	79	185	275	184	459
DuPage	0	0	0	0	0	0	0	0	0	0	0	0	41	23	64	41	23	64
Edgar	0	0	0	15	20	35	12	30	42	460	302	762	239	193	432	726	545	1271
Edwards	2	2	4	11	18	29	5	27	32	378	244	622	101	91	192	497	382	879
Effingham	0	0	0	20	18	38	10	40	50	748	485	1233	220	249	469	998	792	1790
Fayette	11	38	49	44	48	92	45	201	246	1284	923	2207	405	440	845	1789	1650	3439
Ford	0	0	0	3	5	8	0	0	0	111	47	158	26	23	49	140	75	215
Franklin	0	13	13	28	23	51	11	89	100	909	572	1481	391	462	853	1339	1159	2498
Fulton	8	33	41	74	89	163	62	218	280	1502	1005	2507	825	719	1544	2471	2064	4535
Gallatin	1	11	12	20	22	42	0	0	0	469	245	714	153	152	305	643	430	1073
Greene	4	11	15	33	49	82	31	107	138	993	765	1758	411	455	866	1472	1387	2859
Grundy	0	0	0	14	13	27	0	0	0	278	225	503	264	257	521	556	495	1051
Hamilton	4	13	17	23	30	53	18	85	103	941	595	1536	289	312	601	1275	1035	2310
Hancock	5	13	18	45	72	117	50	152	202	1301	919	2220	467	463	930	1868	1619	3487
Hardin	0	0	0	17	36	53	0	0	0	656	393	1049	146	227	373	819	656	1475
Henderson	0	0	0	20	14	34	8	59	67	443	349	792	126	119	245	597	541	1138

2006 ILLINOIS COUNTY DEER HARVEST BY SEX FOR EACH SEASON (state sites included in county totals)

County	Youth			Muzzle			L-W/CWD			Firearm			Archery			All Seasons		
	M	F	Total	M	F	Total	M	F	Total	M	F	Total	M	F	Total	M	F	Total
Henry	0	0	0	12	27	39	24	55	79	536	343	879	244	284	528	816	709	1525
Iroquois	0	0	0	15	25	40	0	0	0	435	306	741	228	200	428	678	531	1209
Jackson	2	16	18	42	55	97	37	165	202	1577	998	2575	282	393	675	1940	1627	3567
Jasper	9	21	30	20	29	49	31	108	139	807	565	1372	274	324	598	1141	1047	2188
Jefferson	11	45	56	49	72	121	67	260	327	1572	1119	2691	662	841	1503	2361	2337	4698
Jersey	5	20	25	27	43	70	27	79	106	729	494	1223	355	371	726	1143	1007	2150
JoDaviess	3	21	24	43	57	100	53	212	265	1518	1178	2696	464	340	804	2081	1808	3889
Johnson	1	12	13	30	53	83	20	82	102	1210	691	1901	306	295	601	1567	1133	2700
Kane	0	0	0	2	3	5	0	0	0	44	32	76	245	170	415	291	205	496
Kankakee	0	0	0	6	6	12	0	0	0	173	103	276	134	134	268	313	243	556
Kendall	0	0	0	6	5	11	0	0	0	78	54	132	119	93	212	203	152	355
Knox	4	16	20	32	33	65	39	109	148	881	506	1387	490	377	867	1446	1041	2487
Lake	0	0	0	0	0	0	0	0	0	0	0	0	260	228	488	260	228	488
LaSalle	0	9	9	54	67	121	37	146	183	773	519	1292	614	576	1190	1478	1317	2795
Lawrence	1	6	7	12	18	30	14	59	73	512	289	801	219	253	472	758	625	1383
Lee	0	0	0	19	26	45	22	75	97	455	349	804	226	267	493	722	717	1439
Livingston	0	0	0	16	24	40	0	0	0	343	224	567	152	154	306	511	402	913
Logan	0	0	0	8	18	26	0	0	0	272	196	468	155	132	287	435	346	781
Macon	0	0	0	22	10	32	0	0	0	222	82	304	242	274	516	486	366	852
Macoupin	7	34	41	55	79	134	50	143	193	1229	898	2127	527	503	1030	1868	1657	3525
Madison	4	12	16	14	26	40	16	71	87	724	427	1151	590	594	1184	1348	1130	2478
Marion	8	26	34	40	58	98	45	145	190	1370	838	2208	570	601	1171	2033	1668	3701
Marshall	0	0	0	19	17	36	0	0	0	498	305	803	191	147	338	708	469	1177
Mason	0	0	0	17	35	52	0	0	0	410	234	644	241	225	466	668	494	1162
Massac	0	0	0	15	13	28	10	61	71	453	263	716	159	177	336	637	514	1151
McDonough	2	5	7	31	43	74	22	63	85	678	467	1145	295	249	544	1028	827	1855
McHenry	0	4	4	12	16	28	42	88	130	282	189	471	325	307	632	661	604	1265
McLean	5	11	16	16	31	47	18	86	104	439	308	747	254	266	520	732	702	1434
Menard	0	0	0	20	20	40	10	48	58	351	185	536	198	172	370	579	425	1004
Mercer	0	0	0	13	17	30	15	64	79	626	437	1063	259	192	451	913	710	1623
Monroe	1	11	12	28	39	67	6	75	81	825	467	1292	151	183	334	1011	775	1786
Montgomery	1	16	17	21	32	53	21	98	119	846	569	1415	343	360	703	1232	1075	2307
Morgan	0	15	15	21	31	52	31	81	112	702	468	1170	354	354	708	1108	949	2057
Moultrie	0	0	0	10	10	20	0	0	0	208	152	360	171	134	305	389	296	685
Ogle	2	11	13	29	45	74	101	184	285	787	568	1355	421	340	761	1340	1148	2488
Peoria	6	17	23	40	54	94	49	138	187	805	668	1473	683	695	1378	1583	1572	3155

2006 ILLINOIS COUNTY DEER HARVEST BY SEX FOR EACH SEASON (state sites included in county totals)

County	Youth			Muzzle			L-W/CWD			Firearm			Archery			All Seasons		
	M	F	Total	M	F	Total	M	F	Total	M	F	Total	M	F	Total	M	F	Total
Perry	2	12	14	34	36	70	37	173	210	1035	672	1707	380	391	771	1488	1284	2772
Piatt	0	0	0	9	5	14	0	0	0	151	69	220	147	143	290	307	217	524
Pike	9	51	60	227	224	451	116	438	554	2227	1531	3758	1967	2243	4210	4546	4487	9033
Pope	0	0	0	32	37	69	0	0	0	1484	727	2211	400	395	795	1916	1159	3075
Pulaski	0	0	0	22	31	53	0	0	0	455	365	820	110	168	278	587	564	1151
Putnam	0	0	0	18	25	43	0	0	0	314	213	527	124	161	285	456	399	855
Randolph	17	40	57	40	65	105	53	233	286	1646	1105	2751	431	509	940	2187	1952	4139
Richland	2	9	11	12	22	34	17	76	93	628	464	1092	197	268	465	856	839	1695
Rock Island	0	0	0	17	33	50	26	74	100	602	455	1057	344	318	662	989	880	1869
Saline	0	0	0	22	23	45	14	74	88	681	371	1052	244	278	522	961	746	1707
Sangamon	0	0	0	28	56	84	22	69	91	586	365	951	417	437	854	1053	927	1980
Schuyler	9	20	29	55	62	117	44	138	182	1069	727	1796	444	428	872	1621	1375	2996
Scott	1	6	7	19	15	34	7	21	28	385	303	688	174	159	333	586	504	1090
Shelby	0	0	0	30	41	71	14	95	109	928	620	1548	329	384	713	1301	1140	2441
Stark	0	0	0	14	19	33	0	0	0	211	148	359	91	89	180	316	256	572
St. Clair	6	16	22	24	24	48	18	87	105	711	422	1133	378	375	753	1137	924	2061
Stephenson	0	0	0	19	18	37	34	88	122	631	479	1110	270	199	469	954	784	1738
Tazewell	0	0	0	25	12	37	19	67	86	446	353	799	390	385	775	880	817	1697
Union	4	15	19	50	61	111	21	144	165	1301	806	2107	296	452	748	1672	1478	3150
Vermilion	0	0	0	25	26	51	16	70	86	602	327	929	462	482	944	1105	905	2010
Wabash	0	1	1	6	4	10	4	20	24	245	142	387	108	145	253	363	312	675
Warren	0	0	0	8	23	31	13	38	51	440	313	753	154	148	302	615	522	1137
Washington	4	9	13	28	28	56	11	68	79	929	574	1503	244	312	556	1216	991	2207
Wayne	7	22	29	23	42	65	49	222	271	1195	826	2021	415	497	912	1689	1609	3298
White	3	16	19	35	38	73	32	144	176	754	489	1243	322	338	660	1146	1025	2171
Whiteside	3	13	16	18	23	41	22	76	98	510	446	956	239	232	471	792	790	1582
Will	0	0	0	13	12	25	0	0	0	329	185	514	470	421	891	812	618	1430
Williamson	4	18	22	33	31	64	20	123	143	1225	776	2001	376	433	809	1658	1381	3039
Winnebago	4	2	6	11	18	29	41	63	104	321	217	538	276	168	444	653	468	1121
Woodford	0	0	0	26	49	75	0	0	0	618	456	1074	268	340	608	912	845	1757
Totals	229	871	1100	2634	3339	5973	2098	7578	9676	68842	45880	114722	32016	32754	64770	105819	90422	196241
Percent	21%	79%		44%	56%		22%	78%		60%	40%		49%	51%		54%	46%	